


Michigan Wheel Marine



2015 MASTER CATALOG OUTBOARD AND STERNDRIVE PROPELLERS



Quicker Planing



Faster Top-End Speeds



Better Handling

HOW TO USE APPLICATION CHART

- If the original equipment part number (OEM) is known and a size or style change is not desired, then refer to Part Number Cross Reference on Pages B2-B33 to locate the equivalent Michigan propeller.
- If an original part number is not known, the part number can not be found in the Part Number reference, or a propeller size or style change is desired, use the following procedure for selecting a propeller.

1. Locate the **BRAND** of outboard or sterndrive engine using the table of contents.
2. Locate the **HORSEPOWER/MODEL** and **YEAR** that corresponds with the engine brand.
3. Find the range of your **BOAT LENGTH**, and the boat use that best describes your vessel and usage.
4. Select the propeller **DIAMETER/PITCH** that best meets your vessel and usage. Refer to pages A2-A6 for information on choosing the right propeller.
5. Order the propeller using the **MICHIGAN PART NUMBER**. (If aluminum is desired, read across to the correct column for the part number. If stainless steel is desired, read across to the correct column for part number.)
6. If **VORTEX**[®], **APOLLO**[®], or **BALLISTIC**[®] propellers are selected, the **XHS**[®] / **XHS II**[®] **HUB KIT** indicated must be ordered.
7. Carefully read ALL notes for additional important attachment information. (If specific to a propeller, it will be noted next to the part number.)

Unless otherwise noted: The XHS[®] / XHS II[®] hub kit is sold separately from the propeller. See pages 40-41 for XHS[®] / XHS II[®] hub kit and miscellaneous hardware information. Vortex[®] and Apollo[®] propellers fit existing Mercury Flo-Torq[®] II hubs. Check existing hub for wear or damage and replace if necessary with Michigan Wheel XHS[®] / XHS II[®] hub.

NOTE: This is a "general" application guideline for determining the appropriate propeller size for your vessel. Performance characteristics may vary due to the many kinds of boats, hull styles, loads and style of boating.

MERCURY[®], MARINER[®], SEA RAY OUTBOARDS

40-140 HORSEPOWER • 4-1/4" GEARCASE Thru Hub Exhaust & 15 Tooth Spline

40 & 50 HP 4-Stroke / Bigfoot All Years	80 HP 1978-1989	100 HP 1988 & Newer
60 HP 4-Stroke / Bigfoot 1995 & Newer	80 HP (Mariner [®]) 1978-1983	115 HP (Yamaha [®]) 1978-1983
60 HP (Sea Pro/Marathon) 1995 & Newer	80 HP (Model 800; 2 & 4 Cyl.) Thru 1977	115 HP 1978 & Newer
65 HP (Model 650 - 2 Cyl.) Thru 1971	80 HP (Yamaha [®]) 1977-1983	115 HP 4-Stroke 2001 & Newer
65 HP (Model 650 - 4 Cyl.) 1961-1970	85 HP (Model 850; 2 & 4 Cyl.) Thru 1977	125 HP 1994-2005
70 HP 1987-1989	90 HP (Yamaha [®]) 1978-1983	140 HP (Includes Sea Pro/Offshore) 1978-1981
75 HP (Sea Pro/Marathon) All Years	90 HP 2-Stroke 1978 & Newer	140 HP (Yamaha [®]) 1978-1979
75 HP 2-Stroke 1984-2005	90 HP 4-Stroke 2001 & Newer	Models 900-1150-1500 Thru 1977
75 HP 4-Stroke 2001 & Newer		Includes EFI engines.

3-BLADE ALUMINUM					4-BLADE ALUMINUM					Drop-In Hub
Dia.	Rot.	Pitch	Bld #	Part #	Dia.	Rot.	Pitch	Bld #	Part #	
14	R	11	3	992209	13-7/8	R	11	4	941411	Drop-In Hub Use XHS Hub Kit 202 USE Gearcase Adapter Ring supplied with propeller. Refer to Pages 47-48 for Details on Hub Kit Components.
13-3/4	R	13	3	992212	13-7/8	R	13	4	941413	
13-1/2	R	15	3	992213	13-3/8	R	15	4	941415	
13-1/4	R	17	3	992214	13	R	17	4	941417	
13	R	19	3	992215	12-1/2	R	19	4	941419	
13	R	21	3	992216						

Boat Description/Length						Rubber Hub Bushing Use MWM Fwd Washer 990332 or MWM Kit 9660-1 (Fwd Washer, Tab Washer, Propeller Nut) See Page 24 for details.											Drop-In Hub Use XHS Hub Kit 202 USE Gearcase Adapter Ring supplied with propeller. Refer to Pages 47-48 for Details on Hub Kit Components.					
	ALUMINUM PROPELLERS										STAINLESS STEEL PROPELLERS											
	Dia.	Rot.	Pitch	Bld #	OEM Part #		Part #	3-BLADE BALLISTIC					3-BLADE BALLISTIC XL									
Dia.	Rot.	Pitch	Bld #	Part #	Part #	Dia.	Rot.	Pitch	Bld #	Part #	Dia.	Rot.	Pitch	Bld #	Part #							
19'-24' - AL, SK	13-1/2	R	15	3	48-77342A45	031141	13-5/8	R	15	3	933415											
17'-20' - AL, SK	13-1/4	R	17	3	48-77344A45	031142	13-1/2	R	17	3	933417											
16'-18' - AL, SK	13	R	19	3	48-77346A45	031143	13-3/8	R	19	3	933419											
15'-18' - AL, SK	13	R	21	3	48-77348A45	031144	13-1/8	R	21	3	933421											
High Performance	12-1/2	R	23	3	48-77350A45	031045					13-1/2	R	22	3	953422							
High Performance											13-1/2	R	24	3	953424							

Key to Abbreviations: LL = Light Loads; SB = Sailboat; AL = All Loads; SK = Skiboat; WB = Workboat; HB = Houseboat; CR = Cruisers; HL = Heavy Loads; WD = Weedless


⊗ Limited Inventory Item.
 * To avoid damage or injury, replace standard trim tab with trim tab 822777A1.

⊗ Pontoon Boat Propeller (Extended Cup)

4-8 HORSEPOWER

Non-Thru Hub Exhaust & Pin Drive

4 HP.....1980-1983	6 HP.....1986-2005	7.5 HP.....1980-1983
4, 5 HP Deluxe.....1986-1995	6 HP 4-Stroke.....1998-2003	8 HP.....1986-2005
5 HP 4-Stroke.....1999-2003		

Boat Description/ Length						
	ALUMINUM PROPELLERS					
	Dia.	Rot.	Pitch	Bld #	OEM Part #	Part #
Standard Replacement	8-1/2	R	9	3	778797	012032




Rubber
Hub
Bushing

6-15 HORSEPOWER

Non-Thru Hub Exhaust & Pin Drive

6 HP.....1966-1979	10 HP.....1958-1963	8-15 HP.....2000 & Newer
9.5 HP.....1964-1973	10, 12, 14 HP***.....1982-1994	

Boat Description/ Length						
	ALUMINUM PROPELLERS					
	Dia.	Rot.	Pitch	Bld #	OEM Part #	Part #
14'-16' - AL	8-1/4	R	8	3	763588	012008
12'-14' - LL	8	R	7-1/4	2	763745	012005
12'-14' - LL	8-1/4	R	8-1/2	3	763586	012007




Rubber
Hub
Bushing

8, 9.9-15 HORSEPOWER • 2-1/2" GEARCASE

Thru Hub Exhaust & 13 Tooth Spline

8 HP 4-Stroke.....1996-2005	9.9 - 15 HP 2-Stroke.....1974-2005	9.9, 15 HP 4-Stroke.....1995-2001
-----------------------------	------------------------------------	-----------------------------------

Boat Description/ Length						
	ALUMINUM PROPELLERS					
	Dia.	Rot.	Pitch	Bld #	OEM Part #	Part #
14'-16' - AL	10	R	7	3	763456	012112
Standard Replacement	9-1/2	R	10	3	778772	012111




Rubber
Hub
Bushing

9.9-15 HORSEPOWER • JOHNSON • 2-1/2" GEARCASE

Thru Hub Exhaust & 10 Tooth Spline

9.9 HP 4-Stroke.....2002-2007	15 HP 4-Stroke.....2002-2007
-------------------------------	------------------------------

Boat Description/ Length						
	ALUMINUM PROPELLERS					
	Dia.	Rot.	Pitch	Bld #	OEM Part #	Part #
14'-19' - AL	9-1/4	R	9	3	5005384	062103
14'-19' - AL	9-1/4	R	10	3	5005385	062104
14'-16' - LL	9-1/4	R	11	3	5033203	062105




Rubber
Hub
Bushing

9.8 HORSEPOWER

Thru Hub Exhaust & 12 Tooth Spline

9.8 HP 4-Stroke.....2012 & Newer

Boat Description/ Length						
	ALUMINUM PROPELLERS					
	Dia.	Rot.	Pitch	Bld #	OEM Part #	Part #
	8-1/2	R	7	3	5040538	142102
	8-1/2	R	8	3		142103




Rubber
Hub
Bushing

*** Engines offered in European Market only.

15 HORSEPOWER

Thru Hub Exhaust & 14 Tooth Spline

15 HP 4-Stroke 2012 & Newer

Boat Description/ Length						
	ALUMINUM PROPELLERS					
	Dia.	Rot.	Pitch	Bld #	OEM Part #	Part #
14'-19' - AL	9-1/4	R	8	3		142203
Standard Replacement	9-1/4	R	9	3	5040590	*142204
Standard Replacement	9-1/4	R	10	3	5040591	*142205
14'-16' - LL	9-1/4	R	11	3	5040592	142206



142206


Rubber
Hub
Bushing

* Standard replacement for 20" & 25" shafts is 142204. Standard replacement for 15" shaft is 142205.

10-28 HORSEPOWER

Non-Thru Hub Exhaust & Pin Drive

10 HP 1951-1957 18 HP 1957-1973 25 HP 1969-1977
 15 HP 1953-1956 20 HP 1969-1973 28 HP 1964

Boat Description/ Length						
	ALUMINUM PROPELLERS					
	Dia.	Rot.	Pitch	Bld #	OEM Part #	Part #
CR, HB, SB	9-1/4	R	7	3	388294	012102
14'-16' - HL	9	R	9	3	763587	012109
12'-14' - LL	9	R	10	3	763583	012011
12'-14' - LL	9-1/4	R	11	3		012013




012011

Rubber
Hub
Bushing

14-28 HORSEPOWER

Non-Thru Hub Exhaust & 13 Tooth Spline

14 HP 1988-1989 25 HP** 1978-1991; 1994 & Newer 28 HP 1986-1996
 25 HP 1978-1984

Boat Description/ Length						
	ALUMINUM PROPELLERS					
	Dia.	Rot.	Pitch	Bld #	OEM Part #	Part #
16'-18' - HL	9	R	9	3	763585	012021
15'-17' - AL	9	R	10	3	763589	012015
14'-17' - AL	9-1/4	R	11	3	763584	012016
14'-17' - LL	9-1/4	R	12	3	763590	012030




012015

Rubber
Hub
Bushing

25-40 HORSEPOWER

Non-Thru Hub Exhaust & Pin Drive

25 HP 1951-1955 33 HP 1965-1970 40 HP 1960-1976
 28 HP 1962-1964 35 HP 1957-1959 40 HP** 1978-1985
 30 HP 1956

Boat Description/ Length						
	ALUMINUM PROPELLERS					
	Dia.	Rot.	Pitch	Bld #	OEM Part #	Part #
17'-19' - AL, SK	10-3/8	R	11-1/2	3		012023
14'-16' - AL, SK	10-1/2	R	12	3		012024










012023

Rubber
Hub
Bushing

25-30 HORSEPOWER (4-STROKE) • 3" GEARCASE

Thru Hub Exhaust & 10 Tooth Spline • **!** MUST use Gearcase Adapter Ring supplied with propeller.

25 HP 4-Stroke2004-2007 30 HP 4-Stroke 2004-2007








Boat Description/ Length	 ALUMINUM PROPELLERS						Drop-In Hub Use XHS® Hub Kit 121 ! MUST USE GEARCASE ADAPTER RING SUPPLIED WITH PROPELLER.	 991244 Gearcase Adapter Rings 992504 Vortex® XHS® Aluminum Propeller
	Dia.	Rot.	Pitch	Bld #	OEM Part #	Part #		
20' & Up - AL	10-1/2	R	9	3		992501	 ALUMINUM PROPELLERS	 STAINLESS STEEL PROPELLERS
17'-20' - AL	10-1/2	R	10	3		992502		
17'-20' - AL	10-1/2	R	11	3		992503		
15'-18' - AL	10-1/8	R	12	3		992504		
13'-15' - AL	10-1/8	R	13	3		992505		
Up to 15' - LL	10-1/8	R	14	3		992506		
Boat Description/ Length	 ALUMINUM PROPELLERS						Rubber Hub Bushing	 STAINLESS STEEL PROPELLERS
	Dia.	Rot.	Pitch	Bld #	OEM Part #	Part #		
17'-20' - AL	10-1/4	R	10	3		062204	 STAINLESS STEEL PROPELLERS	
17'-20' - AL	10-1/4	R	11	3	58100-96420-019	062205		
15'-18' - AL	10-1/4	R	12	3	58100-96480-019	062206		
13'-15' - AL	10-1/4	R	13	3	58100-96490-019	062207		
Up to 15' - LL								
							10-1/8 R 13 3 * 933013 10-1/8 R 15 3 * 933015	

* May interfere with trim tab.

15-35 HORSEPOWER • 3" GEARCASE

Thru Hub Exhaust & 14 Tooth Spline • **!** MUST use Gearcase Adapter Ring supplied with propeller. • VORTEX® PROPELLER MAY INTERFERE WITH SKEG ON ANY MODEL

15 HP E-TEC® H.O.2011 & Newer 25 HP 2 & 3 Cyl.1984 & Newer 30 HP E-TEC®2009 & Newer
 20 HP 2 Cyl.1984-1997 25 HP E-TEC®2009 & Newer 35 HP 2 Cyl 1979-1983
 25 HP (Commercial)1993-2005 30 HP 2 Cyl.1984 & Newer 35 HP 3 Cyl 1997-2001

Boat Description/ Length	 ALUMINUM PROPELLERS						Drop-In Hub Use XHS® Hub Kit 118 ! MUST USE GEARCASE ADAPTER RING SUPPLIED WITH PROPELLER.	 991244 Gearcase Adapter Rings 992504 Vortex® XHS® Aluminum Propeller
	Dia.	Rot.	Pitch	Bld #	OEM Part #	Part #		
17'-20' - AL, SK	10-1/2	R	9	3		992501	 ALUMINUM PROPELLERS	 STAINLESS STEEL PROPELLERS
17'-20' - AL, SK	10-1/2	R	10	3		992502		
16'-18' - AL, SK	10-1/2	R	11	3	765049	992503		
16'-18' - AL, SK	10-1/8	R	12	3		992504		
15'-17' - AL, SK	10-1/8	R	13	3	778863	992505		
13'-15' - AL, SK	10-1/8	R	14	3		992506		
Boat Description/ Length	 ALUMINUM PROPELLERS						Rubber Hub Bushing	 STAINLESS STEEL PROPELLERS
	Dia.	Rot.	Pitch	Bld #	OEM Part #	Part #		
17'-20' - AL, SK	11	R	9	3	765048	012054	 STAINLESS STEEL PROPELLERS	
16'-18' - AL, SK	10-1/2	R	11	3	765049	012055		
15'-17' - AL, SK	10	R	13	3	778863	012056		
13'-15' - AL, SK	10	R	15	3	763486	012057		
							10-1/8 R 13 3 933013 10-1/8 R 15 3 933015	

Key to Abbreviations: LL = Light Loads; SB = Sailboat; AL = All Loads; SK = Skiboat; WB = Workboat; HB = Houseboat; CR = Cruisers; HL = Heavy Loads; WD = Weedless

Ⓢ Limited Inventory Item.

** Commercial & Workhorse Application.

40-50 HORSEPOWER • JOHNSON • 3-1/4" GEARCASE

Thru Hub Exhaust & 13 Tooth Spline

40 HP 4-Stroke1999-2005 50 HP 4-Stroke 1999-2005

ALUMINUM PROPELLERS											
3-BLADE				LG. DIAMETER 3-BLADE				4-BLADE			
Dia.	Rot.	Pitch	Part #	Dia.	Rot.	Pitch	Part #	Dia.	Rot.	Pitch	Part #
								11-1/2	R	8	992401
				12-1/4	R	9	992601	11-1/2	R	9	992402
				11-3/4	R	10	992602	11-1/2	R	10	992403
10-3/8	R	11	992404	11-5/8	R	11	992603				
10-3/8	R	12	992405	11-3/8	R	12	992604				
10-3/8	R	13	992406	11-1/8	R	13	992605				
10-3/8	R	14	992407	11-1/4	R	14	992606				
10	R	15	992408								
10	R	16	992409								

Drop-In Hub
Use XHS® Hub Kit **115**
Refer to Pages 47-48 for Details on Hub Kit Components.

STAINLESS STEEL PROPELLERS						
Dia.	Rot.	Pitch	Bld #	OEM Part #	Part #	
10-3/4	R	12	3		993405	
10-1/2	R	13	3	777021	993406	
10-3/8	R	14	3	777022	993407	
10-1/8	R	15	3	777023	993408	

Drop-In Hub
Use XHS® Hub Kit **115**
Refer to Pages 47-48 for Details on Hub Kit Components.

Boat Description/ Length						
	ALUMINUM PROPELLERS					
	Dia.	Rot.	Pitch	Bld #	OEM Part #	Part #
18'-21' - AL	12-1/4	R	9	3	776807	032046
18'-21' - AL	11-3/4	R	10	3	778606	032045
17'-19' - AL	11-5/8	R	11	3	778607	032044
15'-17' - LL	11-3/8	R	12	3	778608	032043
14'-16' - LL	11-1/8	R	13	3	778609	032042
12'-14' - LL	11-1/4	R	14	3	778610	032041
12'-14' - LL	11	R	15	3		032040

Rubber Hub Bushing

STAINLESS STEEL PROPELLERS						
Dia.	Rot.	Pitch	Bld #	OEM Part #	Part #	
10-1/8	R	13	3		933213	
10-1/8	R	15	3		933215	

Drop-In Hub
Use XHS® Hub Kit **115**
Refer to Pages 47-48 for Details on Hub Kit Components.

40-75 HORSEPOWER • SMALL (3-3/8") GEARCASE

Thru Hub Exhaust & 13 Tooth Spline

40 HP 2 Cyl.....1984-2005 55 HP..... 1976-1979 75 HP 3 Cyl..... 1975-1985
 48 HP.....1987-1996 65 HP 2 Cyl..... 1980-1985 Sprint/Formula E 1986-1992
 50 HP 2 Cyl.....1975-2005

ALUMINUM PROPELLERS											
3-BLADE				LG. DIAMETER 3-BLADE				4-BLADE			
Dia.	Rot.	Pitch	Part #	Dia.	Rot.	Pitch	Part #	Dia.	Rot.	Pitch	Part #
								11-1/2	R	8	992401
								11-1/2	R	9	992402
								11-1/2	R	10	992403
11-3/4	R	13	992301	12-1/2	R	13	992311				
11-3/4	R	15	992302	12-1/4	R	15	992312				
11-3/4	R	17	992303								

Drop-In Hub
Use XHS® Hub Kit **111**
Refer to Pages 47-48 for Details on Hub Kit Components.



992303
Vortex® XHS®
Aluminum Propeller



992402
Vortex® XHS®
Aluminum Propeller

Boat Description/ Length						
	ALUMINUM PROPELLERS					
	Dia.	Rot.	Pitch	Bld #	OEM Part #	Part #
CR, HB	13	R	11	3	763488	012036
15'-18' - AL, SK	12-1/2	R	13	3	763461	012037
14'-17' - AL, SK	12-1/4	R	15	3	778774	011027
13'-15' - LL	11-3/4	R	17	3		⊗ 012039
13'-15' - LL	11-3/4	R	17	3	763462	011028

Rubber Hub Bushing

STAINLESS STEEL PROPELLERS						
Dia.	Rot.	Pitch	Bld #	OEM Part #	Part #	
12-3/8	R	15	3		933315	
12	R	17	3		933317	

Drop-In Hub
Use XHS® Hub Kit **111**
Refer to Pages 47-48 for Details on Hub Kit Components.

⊗ Limited Inventory Item.

40-75 HORSEPOWER • LARGE (4-1/4") GEARCASE

Thru Hub Exhaust & 13 Tooth Spline

40 HP E-TEC®2004 & Newer
 45 HP 2 Cyl. Commercial1986-1995
 50 HP E-TEC®2004 & Newer
 50 HP 2 Cyl. Commercial1977-1979
 50 HP 2 Cyl. Pleasure1971-1974
 50 HP 3 Cyl. Pleasure1994-1998
 55 HP 3 Cyl.....1968-1969

55 HP 2 Cyl. Commercial1980 & Newer
 55 HP E-TEC®2009 & Newer
 60 HP 3 Cyl. Pleasure.....1970-1971; 1986-2001
 60 HP E-TEC®2004 & Newer
 60 HP 4-Stroke1998 & Newer
 65 HP 3 Cyl. Pleasure.....1972-1973
 65 HP 3 Cyl. Commercial 1984-2001

65 HP Pontoon Series2014 & Newer
 70 HP 3 Cyl. Pleasure1974 & Newer
 70 HP 3 Cyl. Commercial..... 1974-2001
 70 HP 4-Stroke1998 & Newer
 75 HP 3 Cyl. Pleasure 1975-1984
 75 HP E-TEC®2004 & Newer

3-BLADE ALUMINUM			4-BLADE ALUMINUM						
Dia.	Rot.	Pitch	Bld #	Part #	Dia.	Rot.	Pitch	Bld #	Part #
14	R	11	3	992209	13-7/8	R	11	4	941411
13-3/4	R	13	3	992212	13-7/8	R	13	4	941413
13-1/2	R	15	3	992213	13-3/8	R	15	4	941415
13-1/4	R	17	3	992214	13	R	17	4	941417
13	R	19	3	992215	12-1/2	R	19	4	941419
13	R	21	3	992216					

Drop-In Hub

Use XHS II® Hub Kit 206 / 210

Do NOT use Gearcase Adapter Ring supplied with propeller.

Refer to Pages 47-48 for Details on Hub Kit Components.

STAINLESS STEEL PROPELLERS					
Dia.	Rot.	Pitch	Bld #	OEM Part #	Part #
13-3/8	R	15	3	763950	993143
13-3/8	L	15	3		993153
13-1/4	R	17	3	763951	993144
13-1/4	L	17	3		993154
13-1/8	R	19	3	763952	993145
13-1/8	L	19	3		993155
13	R	21	3		993146
13	L	21	3		993156

Drop-In Hub

Use XHS II® Hub Kit 206 / 210

Do NOT use Gearcase Adapter Ring supplied with propeller.

Refer to Pages 47-48 for Details on Hub Kit Components.

Boat Description/ Length						
	ALUMINUM PROPELLERS					
	Dia.	Rot.	Pitch	Bld #	OEM Part #	Part #
CR, HB	14	R	11	3	763301	012147
19'-22' - AL, SK	13-3/4	R	13	3	763302	011101
17'-19' - AL, SK	13-1/2	R	15	3	763466	011102
15'-17' - AL, SK	13-1/4	R	17	3	763463	011103
15'-17' - AL, SK	14	R	17	3	176214	* 011024
14'-16' - AL, SK	13	R	19	3	763464	011104
14'-16' - AL, SK	14	R	19	3	176215	* 011025
13'-15' - AL, SK	13	R	21	3	763465	011105

Rubber Hub Bushing

STAINLESS STEEL PROPELLERS					
Dia.	Rot.	Pitch	Bld #	OEM Part #	Part #
13-5/8	R	15	3		933415
13-1/2	R	17	3		933417
13-3/8	R	19	3		933419
13-1/8	R	21	3		933421

Drop-In Hub

Use XHS II® Hub Kit 206 / 210

Do NOT use Gearcase Adapter Ring supplied with propeller.

Refer to Pages 47-48 for Details on Hub Kit Components.

Note: For 60 HP & 70 HP 4-Stroke engine applications, 1998 & Newer, use XHS II® (Drop-In Hub) Kit # 210. For all other engine applications use XHS II® (Drop-In Hub) Kit # 206.

* If currently using uncupped propeller, use cupped propeller having 2" less pitch. Boats with power trim use same pitch.

85-140 HORSEPOWER • V-4 (4-1/4") GEARCASE

Thru Hub Exhaust & 13 Tooth Spline

85 HP.....1969-1980; 1991-1995	100 HP.....1979-1980; 1989-1993	120 HP.....1986-1994
88 HP.....1981-1996	110 HP.....1986-1989	125 HP.....1971-1972
90 HP.....1981 & Newer	112 HP.....1994-1996	130 HP E-TEC® (20" Shaft Length) . 2004-2010
90 HP E-TEC® (20" Shaft Length).....2004 & Newer	115 HP.....1973 & Newer	135 HP.....1973-1976
90 HP Pontoon Series2014 & Newer	115 HP E-TEC® (20" Shaft Length)2004 & Newer	140 HP.....1977-1994



3-BLADE ALUMINUM					4-BLADE ALUMINUM				
Dia.	Rot.	Pitch	Bld #	Part #	Dia.	Rot.	Pitch	Bld #	Part #
14	R	11	3	992209	13-7/8	R	11	4	941411
13-3/4	R	13	3	992212	13-7/8	R	13	4	941413
13-1/2	R	15	3	992213	13-3/8	R	15	4	941415
13-1/4	R	17	3	992214	13	R	17	4	941417
13	R	19	3	992215	12-1/2	R	19	4	941419
13	R	21	3	992216					

Drop-In Hub

Use XHS II® Hub Kit

206

Do NOT use Gearcase Adapter Ring supplied with propeller.

Refer to Pages 47-48 for Details on Hub Kit Components.

STAINLESS STEEL PROPELLERS					
Dia.	Rot.	Pitch	Bld #	OEM Part #	Part #
13-3/8	R	15	3	763950	993143
13-3/8	L	15	3		993153
13-1/4	R	17	3	763951	993144
13-1/4	L	17	3		993154
13-1/8	R	19	3	763952	993145
13-1/8	L	19	3		993155
13	R	21	3		993146
13	L	21	3		993156

Drop-In Hub

Use XHS II® Hub Kit

206

Do NOT use Gearcase Adapter Ring supplied with propeller.

Refer to Pages 47-48 for Details on Hub Kit Components.



Boat Description/Length

Boat Description/Length	ALUMINUM PROPELLERS					
	Dia.	Rot.	Pitch	Bld #	OEM Part #	Part #
CR, HB	14	R	11	3	763301	012147
CR, HB	13-3/4	R	13	3	763302	011101
20'-24' - AL, SK	13-1/2	R	15	3	763466	011102
19'-22' - AL, SK	13-1/4	R	17	3	763463	011103
19'-22' - AL, SK	14	R	17	3	176214	011024
17'-19' - AL, SK	13	R	19	3	763464	011104
17'-19' - AL, SK	14	R	19	3	176215	011025
15'-18' - AL, SK	13	R	21	3	763465	011105
High Performance						
High Performance						

Rubber Hub Bushing

STAINLESS STEEL PROPELLERS									
3-BLADE BALLISTIC XHS					3-BLADE BALLISTIC XHS XL				
Dia.	Rot.	Pitch	Bld #	Part #	Dia.	Rot.	Pitch	Bld #	Part #
13-5/8	R	15	3	933415					
13-1/2	R	17	3	933417					
13-3/8	R	19	3	933419					
13-1/8	R	21	3	933421					
					13-1/2	R	22	3	953422
					13-1/2	R	24	3	953424

Drop-In Hub

Use XHS II® Hub Kit

206

Do NOT use Gearcase Adapter Ring supplied with propeller.

Refer to Pages 47-48 for Details on Hub Kit Components.



90, 115 & 140 HORSEPOWER • JOHNSON • 4-1/4" GEARCASE



Thru Hub Exhaust & 15 Tooth Spline

90 HP 4-Stroke2002-2005

115 HP 4-Stroke 2002-2005

140 HP 4-Stroke 2002-2005

										Drop-In Hub Use XHS II® Hub Kit 225 / 226 USE Gearcase Adapter Ring supplied with propeller. Refer to Pages 47-48 for Details on Hub Kit Components.							Drop-In Hub Use XHS II® Hub Kit 225 / 226 USE Gearcase Adapter Ring supplied with propeller. Refer to Pages 47-48 for Details on Hub Kit Components.
3-BLADE ALUMINUM					4-BLADE ALUMINUM						STAINLESS STEEL PROPELLERS						
Dia.	Rot.	Pitch	Bld #	Part #	Dia.	Rot.	Pitch	Bld #	Part #		Dia.	Rot.	Pitch	Bld #	OEM Part #	Part #	
14	R	11	3	992209	13-7/8	R	11	4	941411								
13-3/4	R	13	3	992212	13-7/8	R	13	4	941413								
13-1/2	R	15	3	992213	13-3/8	R	15	4	941415		13-3/8	R	15	3	763950	993143	
											13-3/8	L	15	3		993153	
13-1/4	R	17	3	992214	13	R	17	4	941417		13-1/4	R	17	3	793951	993144	
											13-1/4	L	17	3		993154	
13	R	19	3	992215	12-1/2	R	19	4	941419		13-1/8	R	19	3	763952	993145	
										13-1/8	L	19	3		993155		
13	R	21	3	992216						13	R	21	3		993146		
										13	L	21	3		993156		

Boat Description/Length								Rubber Hub Bushing									Drop-In Hub Use XHS II® Hub Kit 225 / 226 USE Gearcase Adapter Ring supplied with propeller.	
	ALUMINUM PROPELLERS								STAINLESS STEEL PROPELLERS									
	Dia.	Rot.	Pitch	Bld #	OEM Part #	Part #	3-BLADE BALLISTIC				3-BLADE BALLISTIC XL							
20'-24' - AL, SK	14	R	15	3	58100-90J41-019	061020												
17'-19' - AL, SK	14	R	17	3	58100-90J01-019	061024												
16'-18' - AL, SK	14	R	19	3	58100-90J11-019	061028												
15'-18' - AL, SK	14	R	21	3	58100-90J21-019	061032												
														13-1/2	R	22	3	953422
														13-1/2	R	24	3	953424

Note: For 90 HP & 115 HP 4-Stroke engine applications use XHS II® (Drop-In Hub) Kit # 225.
 For 140 HP 4-Stroke engine applications use XHS II® (Drop-In Hub) Kit # 226.

200 & 225 HORSEPOWER • JOHNSON • 4-3/4" GEARCASE

Thru Hub Exhaust & 15 Tooth Spline • VORTEX® AND APOLLO® PROPELLER DIAMETERS ARE SLIGHTLY LESS THAN ORIGINAL EQUIPMENT PROPELLERS.

200 HP 4-Stroke.....2004-2005

225 HP 4-Stroke 2004-2005

EVINRUDE / JOHNSON



3-BLADE ALUMINUM					4-BLADE ALUMINUM				
Dia.	Rot.	Pitch	Bld #	Part #	Dia.	Rot.	Pitch	Bld #	Part #
16	R	13	3	992001					
15-1/4	R	15	3	992002					
NEW 16	R	16	3	931516					
15	R	17	3	992003	15	R	16	4	992202
14-1/2	R	19	3	992004	14-1/2	R	18	4	992203
14-1/4	R	21	3	992005	14	R	20	4	992204
14	R	23	3	992006					

Drop-In Hub

Use XHS II® Hub Kit

204

Refer to Pages 47-48 for Details on Hub Kit Components.

STD. 3-BLADE				LG DIAMETER 3-BLADE				4-BLADE			
Dia.	Rot.	Pitch	Part #	Dia.	Rot.	Pitch	Part #	Dia.	Rot.	Pitch	Part #
14-3/8	R	15	993042								
14-3/8	L	15	993052								
14-1/4	R	17	993043	15-1/2	R	17	993023	14-5/8	R	16	993203
14-1/4	L	17	993053	15-1/2	L	17	993033	14-5/8	L	16	993213
14-1/8	R	19	993044	15-1/4	R	19	993024	14-3/8	R	18	993204
14-1/8	L	19	993054	15-1/4	L	19	993034	14-3/8	L	18	993214
14	R	21	993045	14-3/4	R	21	993025	14-1/8	R	20	993205
14	L	21	993055	14-3/4	L	21	993035	14-1/8	L	20	993215
13-7/8	R	23	993046	14-5/8	R	23	993026	14	R	22	993206
13-7/8	L	23	993056	14-5/8	L	23	993036	14	L	22	993216

Drop-In Hub

Use XHS II® Hub Kit

204

Refer to Pages 47-48 for Details on Hub Kit Components.



NEW **BALLISTIC** STAINLESS STEEL PROPS **NEW**

STAINLESS STEEL PROPELLERS

3-BLADE BALLISTIC					3-BLADE BALLISTIC XL				
Dia.	Rot.	Pitch	Bld #	Part #	Dia.	Rot.	Pitch	Bld #	Part #
14-7/8	R	15	3	933515					
14-3/4	R	17	3	933517					
14-3/4	L	17	3	937517					
14-1/2	R	19	3	933519					
14-1/2	L	19	3	937519					
14-3/8	R	21	3	933521					
14-3/8	L	21	3	937521					
14-1/4	R	23	3	933523					
14-1/4	L	23	3	937523					
14-1/4	R	25	3	⊗ 933525					
					14-3/4	R	22	3	⊗ 953522
					14-3/4	R	24	3	⊗ 953524
					14-3/4	R	26	3	⊗ 953526

Drop-In Hub

Use XHS II® Hub Kit

204

Refer to Pages 47-48 for Details on Hub Kit Components.

⊗ May interfere with trim tab.

90-300 HORSEPOWER • V-6 (4-3/4") GEARCASE (Includes E-TEC® & E-TEC® H.O. 25" Shaft Length)

Thru Hub Exhaust & 15 Tooth Spline

90 HP.....1995 & Newer	135 HP.....2014 & Newer	225 HP (Includes E-TEC®).....1986 & Newer
90 HP E-TEC® (25" Shaft Length)2004 & Newer	140 (25") HP1989-1994	235 HP1978-1985
100 HP Commercial1984 & Newer	150 HP Commercial1995 & Newer	250 HP (Includes E-TEC®).....1991 & Newer
115 HP.....1995 & Newer	150 HP (Includes E-TEC®).....1978 & Newer	275 HP1986-1988
115 HP E-TEC® (25" Shaft Length)....2004 & Newer	150 HP Pontoon Series.....2014 & Newer	300 HP1988-1995; 09 & Newer
115 HP Pontoon Series.....2014 & Newer	155 HP Commercial1978 & Newer	2.6 Liter1984-1985
120-140 HP1985	175 HP (Includes E-TEC®).....1977 & Newer	3.6 Liter1986-1987
130 HP.....1995-1996	185 HP1984-1985	*For engines 300 HP or higher, use "High Horsepower Sleeve" (P/N 991372). See Page 43 for more details.
130 HP E-TEC® (25" Shaft Length)2009-2010	200 HP.....1976 & Newer	



3-BLADE ALUMINUM					4-BLADE ALUMINUM				
Dia.	Rot.	Pitch	Bld #	Part #	Dia.	Rot.	Pitch	Bld #	Part #
16	R	13	3	992001					
15-1/4	R	15	3	992002					
NEW 16	R	16	3	931516					
15	R	17	3	992003	15	R	16	4	992202
14-1/2	R	19	3	992004	14-1/2	R	18	4	992203
14-1/4	R	21	3	992005	14	R	20	4	992204
14	R	23	3	992006					

Drop-In Hub
Use XHS II® Hub Kit **200 / 201**

Refer to Pages 47-48 for Details on Hub Kit Components.

STD. 3-BLADE				LG DIAMETER 3-BLADE				4-BLADE			
Dia.	Rot.	Pitch	Part #	Dia.	Rot.	Pitch	Part #	Dia.	Rot.	Pitch	Part #
14-3/8	R	15	993042								
14-3/8	L	15	993052								
14-1/4	R	17	993043	15-1/2	R	17	993023	14-5/8	R	16	993203
14-1/4	L	17	993053	15-1/2	L	17	993033	14-5/8	L	16	993213
14-1/8	R	19	993044	15-1/4	R	19	993024	14-3/8	R	18	993204
14-1/8	L	19	993054	15-1/4	L	19	993034	14-3/8	L	18	993214
14	R	21	993045	14-3/4	R	21	993025	14-1/8	R	20	993205
14	L	21	993055	14-3/4	L	21	993035	14-1/8	L	20	993215
13-7/8	R	23	993046	14-5/8	R	23	993026	14	R	22	993206
13-7/8	L	23	993056	14-5/8	L	23	993036	14	L	22	993216

Drop-In Hub
Use XHS II® Hub Kit **200 / 201**

Refer to Pages 47-48 for Details on Hub Kit Components.



Boat Description/ Length	ALUMINUM PROPELLERS					
	Dia.	Rot.	Pitch	Bld #	OEM Part #	Part #
CR, HB	15-1/2	R	13	3	763453	011016
CR, HB	15-1/2	R	15	3	763471	011006
20'-26' - AL, SK	15	R	17	3	763467	011007
20'-26' - AL, SK						
18'-22' - AL, SK	14-1/2	R	19	3	763468	011008
18'-22' - AL, SK						
17'-19' - AL, SK	14-1/4	R	21	3	763469	011009
17'-19' - AL, SK						
15'-18' - AL, SK	14-1/4	R	23	3	763470	Ⓢ 011010
15'-18' - AL, SK						
High Performance						
High Performance						

Rubber Hub Bushing

STAINLESS STEEL PROPELLERS									
3-BLADE BALLISTIC					3-BLADE BALLISTIC XL				
Dia.	Rot.	Pitch	Bld #	Part #	Dia.	Rot.	Pitch	Bld #	Part #
14-7/8	R	15	3	933515					
14-3/4	R	17	3	933517					
14-3/4	L	17	3	937517					
14-1/2	R	19	3	933519					
14-1/2	L	19	3	937519					
14-3/8	R	21	3	933521					
14-3/8	L	21	3	937521					
14-1/4	R	23	3	933523					
14-1/4	L	23	3	937523					
14-1/4	R	25	3	933525	14-3/4	R	24	3	953524
					14-3/4	R	26	3	953526

Drop-In Hub
Use XHS II® Hub Kit **200 / 201**

Refer to Pages 47-48 for Details on Hub Kit Components.

Note: For engine applications 1976-1990 use XHS II® (Drop-In Hub) Kit #201.
For engine applications 1991 & Newer use XHS II® (Drop-In Hub) Kit #200.

3.5-8 HORSEPOWER

Non-Thru Hub Exhaust & 9 Tooth / Pin Drive

3.5 HP.....1982-1984	5 HP.....1987-1998	7 HP.....1968-1988
4 HP.....1977-1987	6 HP.....1975-1981	7.5 HP.....1979-1984
4.4 HP.....1968-1988	6.6 HP.....1968-1988	8 HP.....1975-1978

ALUMINUM PROPELLERS						
Boat Description/ Length	Dia.	Rot.	Pitch	Bld #	OEM Part #	Part #
Standard Replacement	7-1/4	R	5-1/2	3	48-FP488	072123



072123

Rubber
Hub
Bushing

6-10 HORSEPOWER

Non-Thru Hub Exhaust & 14 Tooth / Pin Drive

6 & 10 HP Sailor.....1976-1977	Sailor 180.....1979-1984	Sailor 280.....1979
Sailor 150.....1978	Sailor 250.....1979-1984	

ALUMINUM PROPELLERS						
Boat Description/ Length	Dia.	Rot.	Pitch	Bld #	OEM Part #	Part #
SB	10-3/8	R	10	3	FP-278	072014



072014

Rubber
Hub
Bushing

9.9-15 HORSEPOWER

Thru Hub Exhaust & 8 Tooth Spline

9.9 HP.....1996-1998	15 HP.....1996-1998
----------------------	---------------------

ALUMINUM PROPELLERS						
Boat Description/ Length	Dia.	Rot.	Pitch	Bld #	OEM Part #	Part #
16'-20' - AL	9-1/4	R	7	3	48-828152A12	032056
14'-18' - AL	9	R	9	3	48-828156A12	032052
14'-16' - AL	9	R	10-1/2	3	48-828158A12	032050



032056

Rubber
Hub
Bushing

25 HORSEPOWER • 3" GEARCASE

Thru Hub Exhaust & 10 Tooth Spline • **! MUST use Gearcase Adapter Ring supplied with propeller.**

25 HP 3 Cyl.....1995-1998

ALUMINUM PROPELLERS						
Boat Description/ Length	Dia.	Rot.	Pitch	Bld #	OEM Part #	Part #
	10-1/2	R	9	3		992501
	10-1/2	R	10	3		992502
15'-19' - AL	10-1/2	R	11	3	48-19638A40	992503
15'-17' - AL	10-1/8	R	12	3		992504
13'-17' - LL	10-1/8	R	13	3	48-19640A40	992505
Up to 14' - LL	10-1/8	R	14	3		992506

Drop-In
Hub
Use XHS®
Hub Kit
120
! MUST USE GEARCASE ADAPTER RING SUPPLIED WITH PROPELLER.



991244
Gearcase Adapter Rings

992504
Vortex® XHS®
Aluminum Propeller

ALUMINUM PROPELLERS						
Boat Description/ Length	Dia.	Rot.	Pitch	Bld #	OEM Part #	Part #
15'-19'	10-3/8	R	11	3	48-19638A40	031049
13'-17'	10-3/8	R	13	3	48-19640A40	031048
Up to 14'						

Rubber
Hub
Bushing

STAINLESS STEEL PROPELLERS						
Boat Description/ Length	Dia.	Rot.	Pitch	Bld #	OEM Part #	Part #
	10-1/8	R	13	3		≈ 933013
	10-1/8	R	15	3		≈ 933015

Drop-In
Hub

Use XHS®
Hub Kit

120

!

* May interfere with trim tab.

FORCE / CHRYSLER / US MARINE

20-60 HORSEPOWER

Non-Thru Hub Exhaust & 14 Tooth / Pin Drive • Will fit Sailor 6-10 HP engines, as required for RPM

20-25 HP.....1979-1981	40 HP.....1992-1994	55 HP ❖❖.....1966-1983
30 HP.....1966-1976	45 HP.....1966-1984	60 HP ❖❖.....1966-1975
35 HP.....1966-1991	50 HP.....1982-1994	

ALUMINUM PROPELLERS						
Boat Description/ Length	Dia.	Rot.	Pitch	Bld #	OEM Part #	Part #
CR, HB, SB	10-3/8	R	10	3	48-819337A40	072014
17'-19' - AL, SK	10-3/8	R	11-1/2	3	48-819336A40	072131
16'-17' - AL, SK	10-3/8	R	12-1/2	3	48-819335A40	072132
14'-16' - AL, SK	10-3/8	R	13-1/2	3	48-819334A40	072133



072014

Rubber
Hub
Bushing

FORCE / CHRYSLER /
U.S. MARINE

40-75 HORSEPOWER • 3-1/4" GEARCASE

Thru Hub Exhaust & 13 Tooth Spline

40 HP.....1995-1998	70 HP.....1991-1995	75 HP.....1996-1998
50 HP.....1995-1998		

ALUMINUM PROPELLERS								
3-BLADE			LG. DIAMETER 3-BLADE		4-BLADE			
Dia.	Rot.	Pitch	Part #	Dia.	Rot.	Pitch	Part #	
					11-1/2	R	8	992401
				12-1/4	R	9	992601	992402
				11-3/4	R	10	992602	992403
10-3/8	R	11	992404	11-5/8	R	11	992603	
10-3/8	R	12	992405	11-3/8	R	12	992604	
10-3/8	R	13	992406	11-1/8	R	13	992605	
10-3/8	R	14	992407	11-1/4	R	14	992606	
10	R	15	992408					
10	R	16	992409					

Drop-In
Hub

Use XHS®
Hub Kit

114

Refer to
Pages 47-48
for Details
on Hub Kit
Components.

STAINLESS STEEL PROPELLERS						
Dia.	Rot.	Pitch	Bld #	OEM Part #	Part #	
10-3/4	R	12	3			993405
10-1/2	R	13	3			993406
10-3/8	R	14	3			993407
10-1/8	R	15	3			993408

Drop-In
Hub

Use XHS®
Hub Kit

114

Refer to
Pages 47-48
for Details
on Hub Kit
Components.

ALUMINUM PROPELLERS						
Boat Description/ Length	Dia.	Rot.	Pitch	Bld #	OEM Part #	Part #
19' & Up	12-1/2	R	8	3	48-42738A10	032141
19' & Up	12-1/4	R	9	3		032143
17'-19' - AL, SK	11-1/4	R	10	3	48-73132A40	031015
16'-18' - AL, SK	12	R	10-1/2	3	48-42740A10	032142
16'-18' - AL, SK	10-7/8	R	11	3	48-85632A40	031053
15'-17' - AL, SK	10-3/4	R	12	3	48-816702A40	031056
15'-17' - AL, SK	10-5/8	R	12	3	48-73134A40	031016
14'-17' - AL, SK	10-1/2	R	13	3	48-816704A40	031057
14'-17' - AL, SK	10-3/8	R	13	3	48-73136A40	031017
14'-16' - LL	10-3/8	R	14	3	48-816706A40	031058
14'-16' - LL	10-1/4	R	14	3	48-73138A40	031018
13'-15' - LL	10-1/8	R	15	3	48-73140A40	031019
Up to 15'	10	R	17	3	48-73144A40	031020

Rubber
Hub
Bushing

STAINLESS STEEL PROPELLERS						
Dia.	Rot.	Pitch	Bld #	OEM Part #	Part #	
10-1/8	R	13	3			933213
10-1/8	R	15	3			933215

Drop-In
Hub

Use XHS®
Hub Kit

114

Refer to
Pages 47-48
for Details
on Hub Kit
Components.

Key to Abbreviations: LL = Light Loads; SB = Sailboat; AL = All Loads; SK = Skiboat; WB = Workboat; HB = Houseboat; CR = Cruisers; HL = Heavy Loads; WD = Weedless

❖❖ Two-piece lower unit.

75-140 HORSEPOWER • SINGLE EXHAUST UNITS ❖ (SEE BELOW)

Non-Thru Hub Exhaust & 15 Tooth Spline

75 HP Std. & Charger1980-1984	105 HP 1977-1978; 1982	135 HP1977
85 HP Std. & Charger1978-1989	115 HP Std. & Charger 1978-1984	140 HP 1978-1984
90 HP1983-1984	120 HP1977	
100 HP1979-1984	125 HP 1977; 1982; 1985-1989	

Boat Description/ Length	MICHIGAN MATCH REPLACEMENT PROPELLERS					
	ALUMINUM PROPELLERS					
	Dia.	Rot.	Pitch	Bld #	OEM Part #	Part #
16'-17' - AL, SK	13-1/8	R	15	3	FPS519	072055
14'-16' - AL, SK	13-1/4	R	17	3	FPS623	072107
14'-16' - LL	13	R	19	3	FPS625	072108

072108



Rubber
Hub
Bushing

85-150 HORSEPOWER • DUAL EXHAUST UNITS • 4-1/4" GEARCASE (SEE BELOW)

Thru Hub Exhaust & 15 Tooth Spline

85 HP1988-1989	120 HP 1990-1994	150 HP 1989-1994
90 HP1990-1994	120 HP L-Drive 1989-1991	150 HP L-Drive1991
90 HP L-Drive1989-1991	125 HP 1988-1989	

VORTEX ^{XHS} PERFORMANCE PROPELLERS				
3-BLADE ALUMINUM			4-BLADE ALUMINUM	
Dia.	Rot.	Pitch	Bld #	Part #
14	R	11	3	992209
13-3/4	R	13	3	992212
13-1/2	R	15	3	992213
13-1/4	R	17	3	992214
13	R	19	3	992215
13	R	21	3	992216

Drop-In
Hub
Use XHS
II[®]
Hub Kit
202
Do NOT use
Gearcase
Adapter Ring
supplied with
propeller.



Vortex[®] XHS[®]
Aluminum Propeller

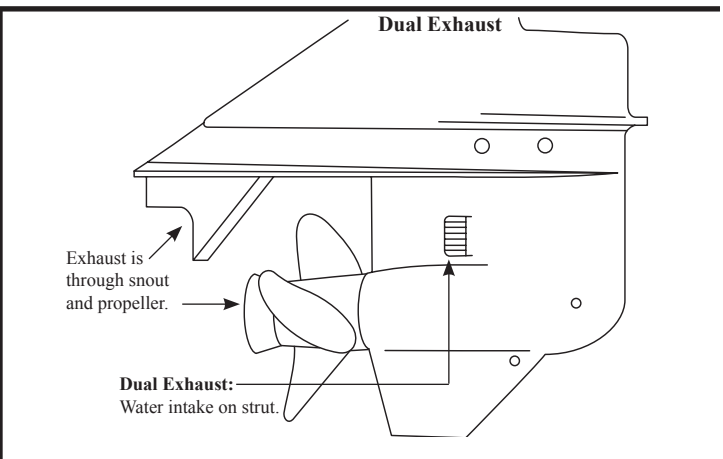
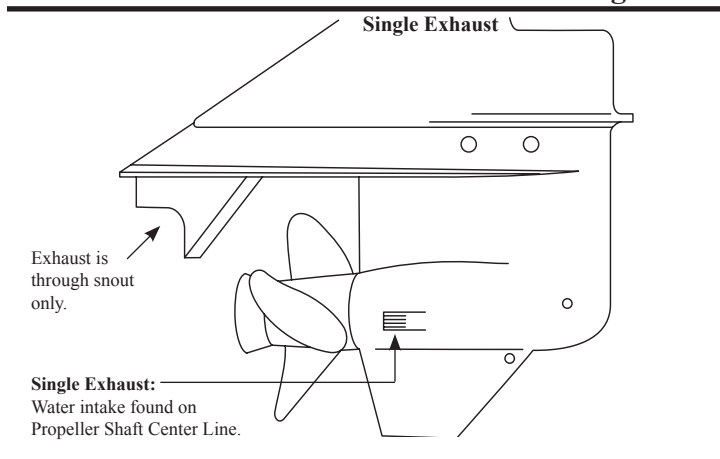
Boat Description/ Length	MICHIGAN MATCH REPLACEMENT PROPELLERS					
	ALUMINUM PROPELLERS					
	Dia.	Rot.	Pitch	Bld #	OEM Part #	Part #
17'-22' - AL, SK	13-1/2	R	15	3	48-FP669-1	* 071035
17'-22' - AL, SK	13-1/2	R	15	3	48-FP692-1	072127
16'-20' - AL, SK	13-1/2	R	17	3	48-FP685-1	* 071036
16'-20' - AL, SK	13-1/2	R	17	3	48-FP685-1	072128

Rubber
Hub
Bushing



071036

Single vs. Dual Exhaust



Key to Abbreviations: LL = Light Loads; SB = Sailboat; AL = All Loads; SK = Skiboat; WB = Workboat; HB = Houseboat; CR = Cruisers; HL = Heavy Loads; WD = Weedless

❖ One Piece Lower Unit
* If currently using uncupped propeller, use cupped propeller having 2" less pitch. Boats with power trim use same pitch.

75-150 HORSEPOWER • USING MERCURY 4-1/4" GEARCASE (SEE BELOW)

Thru Hub Exhaust & 15 Tooth Spline

75 HP1999	120 HP1995 & Newer	150 HP1989-1994
90 HP1995 & Newer	120 HP L-Drive1990-1991	150 HP L-Drive1991
90 HP L-Drive.....1990-1991		



3-BLADE ALUMINUM					4-BLADE ALUMINUM				
Dia.	Rot.	Pitch	Bld #	Part #	Dia.	Rot.	Pitch	Bld #	Part #
14	R	11	3	992209	13-7/8	R	11	4	941411
13-3/4	R	13	3	992212	13-7/8	R	13	4	941413
13-1/2	R	15	3	992213	13-3/8	R	15	4	941415
13-1/4	R	17	3	992214	13	R	17	4	941417
13	R	19	3	992215	12-1/2	R	19	4	941419
13	R	21	3	992216					

Drop-In Hub

Use XHS II® Hub Kit

202

USE Gearcase Adapter Ring supplied with propeller.

Refer to Pages 47-48 for Details on Hub Kit Components.

STAINLESS STEEL PROPELLERS					
Dia.	Rot.	Pitch	Bld #	OEM Part #	Part #
13-3/8	R	15	3		993143
13-3/8	L	15	3		993153
13-1/4	R	17	3		993144
13-1/4	L	17	3		993154
13-1/8	R	19	3		993145
13-1/8	L	19	3		993155
13	R	21	3		993146
13	L	21	3		993156

Drop-In Hub

Use XHS II® Hub Kit

202

USE Gearcase Adapter Ring supplied with propeller.

Refer to Pages 47-48 for Details on Hub Kit Components.



Boat Description/Length	ALUMINUM PROPELLERS					
	Dia.	Rot.	Pitch	Bld #	OEM Part #	Part #
25' & Up - AL	14	R	10	3		031061
25' & Up - AL	14	R	11	3	48-77338A45	031154
Pontoon	14	R	11	3	48-77338CP1	⊕ ⊗ 031200
25' & Up - AL	14	R	12	3		⊗ 031060
22' & Up	13-3/4	R	13	3	48-77340A45	031155
Pontoon	14	R	13	3	48-77340CP1	⊕ ⊗ 031202
19'-24' - AL, SK	13-1/2	R	15	3	48-77342A45	031141
17'-20' - AL, SK	13-1/4	R	17	3	48-77344A45	031142
16'-19' - AL, SK	13	R	19	3	48-77346A45	031143
15'-18' - AL, SK	13	R	21	3	48-77348A45	031144
Up to 17' - LL	12-1/2	R	23	3	48-77350A45	⊗ 031045

Rubber Hub Bushing

STAINLESS STEEL PROPELLERS									
3-BLADE BALLISTIC					3-BLADE BALLISTIC XL				
Dia.	Rot.	Pitch	Bld #	Part #	Dia.	Rot.	Pitch	Bld #	Part #
13-5/8	R	15	3	933415					
13-1/2	R	17	3	933417					
13-3/8	R	19	3	933419					
13-1/8	R	21	3	933421	13-1/2	R	22	3	⊗ 953422
					13-1/2	R	24	3	⊗ 953424

Drop-In Hub

Use XHS II® Hub Kit

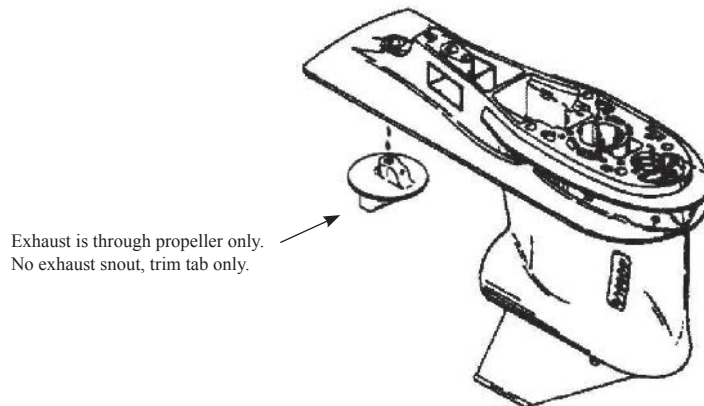
202

USE Gearcase Adapter Ring supplied with propeller.

Refer to Pages 47-48 for Details on Hub Kit Components.

* Requires high performance trim tab.

Force Using Mercury Gearcase



Key to Abbreviations: LL = Light Loads; SB = Sailboat; AL = All Loads; SK = Skiboat; WB = Workboat; HB = Houseboat; CR = Cruisers; HL = Heavy Loads; WD = Weedless

⊗ Limited Inventory Item.

● For all units 1995 & Newer. Requires thrust washer 13191A1.


⊕ Pontoon Boat Propeller (Extended Cup)

⊗ To avoid damage or injury, replace standard trim high performance tab with trim tab 822777A1.

7.5-10 HORSEPOWER

Non-Thru Hub Exhaust & Pin Drive


BF 7.5.....1978-1987 BF 8..... 1987-1999 BF 100 (10 HP)All Years

Boat Description/ Length								Rubber Hub Bushing	
	ALUMINUM PROPELLERS								
	Dia.	Rot.	Pitch	Bld #	OEM Part #	Part #			
	16' & Up - LL	9-1/4	R	7	3				012102
	14'-16' - LL	9	R	9	3	58130-881-840ZA			012109
	12'-14' - LL	9	R	10	3				012011
12'-14' - LL	9-1/4	R	11	3		012013			

8-20 HORSEPOWER • 2-1/2" GEARCASE

Thru Hub Exhaust & 8 Tooth Spline


BF 8 TH2000 & Newer BF 151991 & Newer BF 202003 & Newer
BF 9.9.....1988 & Newer

Boat Description/ Length								Rubber Hub Bushing	
	ALUMINUM PROPELLERS								
	Dia.	Rot.	Pitch	Bld #	OEM Part #	Part #			
	13'-17' - AL	9-1/4	R	8	3	58130-ZV4-008AH			102003
	12'-15' - AL	9-1/4	R	9	3	58130-ZV4-009AH			102004
	12'-15' - LL	9-1/4	R	10-1/2	3	58130-ZV4-010AH			102005

25-30 HORSEPOWER • 3" GEARCASE

Thru Hub Exhaust & 10 Tooth Spline • **!** MUST use Gearcase Adapter Ring supplied with propeller.

BF 25.....1994 & Newer BF 30.....1995 & Newer





Boat Description/ Length							Drop-In Hub Use XHS® Hub Kit 119 ! MUST USE GEARCASE ADAPTER RING SUPPLIED WITH PROPELLER.		
	ALUMINUM PROPELLERS								
	Dia.	Rot.	Pitch	Bld #	OEM Part #	Part #			
	20' & Up	10-1/2	R	9	3				992501
	20' & Up	10-1/2	R	10	3				992502
	17'-20' - AL	10-1/2	R	11	3	48-19638A40			992503
	15'-18' - AL	10-1/8	R	12	3				992504
	13'-15' - LL	10-1/8	R	13	3	48-19640A40			992505
13'-15' - LL	10-1/8	R	14	3		992506			
Boat Description/ Length							Rubber Hub Bushing		
	ALUMINUM PROPELLERS								
	Dia.	Rot.	Pitch	Bld #	OEM Part #	Part #			
	20' & Up	9-7/8	R	9	3	58100-96370-019			111103
	17'-20' - AL	9-7/8	R	11	3	58100-96420-019			111105
	15'-18' - AL	9-7/8	R	12	3	58100-96480-019			111106
	13'-15' - LL								
13'-15' - LL									
						Drop-In Hub Use XHS® Hub Kit 119 ! MUST USE GEARCASE ADAPTER RING SUPPLIED WITH PROPELLER.	NEW		
STAINLESS STEEL PROPELLERS									
Dia.	Rot.	Pitch	Bld #	OEM Part #	Part #				
10-1/8	R	13	3		* 933013				
10-1/8	R	15	3		* 933015				

* May interfere with trim tab.

35-60 HORSEPOWER • 3-1/4" GEARCASE

Thru Hub Exhaust & 13 Tooth Spline

BF 35.....1991-1994 BF 45..... 1991-1994 BF 602010 & Newer
 BF 40..... 1995 & Newer BF50/50A 1995 & Newer

																																				
ALUMINUM PROPELLERS										STAINLESS STEEL PROPELLERS																										
3-BLADE				LG. DIAMETER 3-BLADE				4-BLADE				Drop-In Hub	STAINLESS STEEL PROPELLERS						Drop-In Hub																	
Dia.	Rot.	Pitch	Part #	Dia.	Rot.	Pitch	Part #	Dia.	Rot.	Pitch	Part #		Dia.	Rot.	Pitch	Bld #	OEM Part #	Part #																		
								11-1/2	R	8	992401																									
				12-1/4	R	9	992601	11-1/2	R	9	992402																									
				11-3/4	R	10	992602	11-1/2	R	10	992403																									
10-3/8	R	11	992404	11-5/8	R	11	992603					10-3/4	R	12	3	59133-ZV5-012AH	993405																			
10-3/8	R	12	992405	11-3/8	R	12	992604					10-1/2	R	13	3	59133-ZV5-013AH	993406																			
10-3/8	R	13	992406	11-1/8	R	13	992605					10-3/8	R	14	3	59133-ZV5-014AH	993407																			
10-3/8	R	14	992407	11-1/4	R	14	992606					10-1/8	R	15	3	59133-ZV5-015AH	993408																			
10	R	15	992408																																	
10	R	16	992409																																	
																				Drop-In Hub Use XHS® Hub Kit 113 Refer to Pages 47-48 for Details on Hub Kit Components.																
																					ALUMINUM PROPELLERS										STAINLESS STEEL PROPELLERS					
																					Dia.	Rot.	Pitch	Bld #	OEM Part #	Part #	Dia.	Rot.	Pitch	Bld #	OEM Part #	Part #				
																											12-1/4	R	9	3	59130-ZV5-009AH	032046				
																					19'-21' - AL, SK						11-3/4	R	10	3	59130-ZV5-860ZA	032045				
																					17'-19' - AL, SK						11-5/8	R	11	3	59130-ZV5-011AH	032044				
																					15'-17' - AL, SK						11-3/8	R	12	3	59130-ZV5-012AH	032043				
																					15'-17' - AL, SK						11-1/8	R	13	3	59130-ZV5-013AH	032042				
14'-16' - AL, SK						11-1/4	R	14	3	59130-ZV5-014AH	032041																									
13'-15' - AL, SK						11	R	15	3	59130-ZV5-015AH	032040																									
Boat Description/ Length										Rubber Hub Bushing										Drop-In Hub Use XHS® Hub Kit 113 Refer to Pages 47-48 for Details on Hub Kit Components.																

HONDA

60-130 HORSEPOWER • 4-1/4" GEARCASE

Thru Hub Exhaust & 15 Tooth Spline

BFP 60.....2010 & Newer BF 90.....1995 & Newer BF 130.....1998-2004
 BF 75.....1995 & Newer BF 115.....1998-2010



3-BLADE ALUMINUM					4-BLADE ALUMINUM				
Dia.	Rot.	Pitch	Bld #	Part #	Dia.	Rot.	Pitch	Bld #	Part #
14	R	11	3	992209	13-7/8	R	11	4	941411
13-3/4	R	13	3	992212	13-7/8	R	13	4	941413
13-1/2	R	15	3	992213	13-3/8	R	15	4	941415
13-1/4	R	17	3	992214	13	R	17	4	941417
13	R	19	3	992215	12-1/2	R	19	4	941419
13	R	21	3	992216					

Drop-In Hub

Use XHS II® Hub Kit 202 / 207

USE Gearcase Adapter Ring supplied with propeller.

Refer to Pages 47-48 for Details on Hub Kit Components.

STAINLESS STEEL PROPELLERS					
Dia.	Rot.	Pitch	Bld #	OEM Part #	Part #
13-3/8	R	15	3	58133-ZW1-A15P	993143
13-3/8	L	15	3		993153
13-1/4	R	17	3		993144
13-1/4	L	17	3		993154
13-1/8	R	19	3		993145
13-1/8	L	19	3		993155
13	R	21	3		993146
13	L	21	3		993156

Drop-In Hub

Use XHS II® Hub Kit 202 / 207

USE Gearcase Adapter Ring supplied with propeller.

Refer to Pages 47-48 for Details on Hub Kit Components.

HONDA



Boat Description/ Length	ALUMINUM PROPELLERS					
	Dia.	Rot.	Pitch	Bld #	OEM Part #	Part #
25' & Up - AL	14	R	10	3		031061
25' & Up - AL	14	R	11	3	58130-ZW1-011AH	031154
Pontoon	14	R	11	3		⊕ 031200
25' & Up - AL	14	R	12	3		⊕ 031060
22' & Up	14	R	13	3	58130-ZW1-013AH	031155
Pontoon	14	R	13	3		⊕ 031202
19'-24' - AL, SK	13-3/4	R	15	3	58130-ZW1-015AH	031141
17'-20' - AL, SK	13-1/4	R	17	3	58130-ZW1-017AH	031142
16'-19' - AL, SK	13	R	19	3	58130-ZW1-019AH	031143
15'-18' - AL, SK	13	R	21	3	58130-ZW1-021AH	031144
Up to 17' - LL	12-1/2	R	23	3	58130-ZW1-W512A	⊕ 031045

Rubber Hub Bushing

STAINLESS STEEL PROPELLERS									
3-BLADE BALLISTIC					3-BLADE BALLISTIC XL				
Dia.	Rot.	Pitch	Bld #	Part #	Dia.	Rot.	Pitch	Bld #	Part #
13-5/8	R	15	3	⊕ 933415					
13-1/2	R	17	3	⊕ 933417					
13-3/8	R	19	3	⊕ 933419					
13-1/8	R	21	3	⊕ 944341	13-1/2	R	22	3	⊕ 953422
					13-1/2	R	24	3	⊕ 953424

Drop-In Hub

Use XHS II® Hub Kit 202 / 207

USE Gearcase Adapter Ring supplied with propeller.

Refer to Pages 47-48 for Details on Hub Kit Components.

⊕ May interfere with trim tab.

Note: For BF 75 & BF 90 HP 1995-1998 engine applications use XHS II® (Drop-In Hub) Kit #202.
 For BF 75 & BF 90 HP 1999 & Newer engine applications use XHS II® (Drop-In Hub) Kit #207.
 For BFP 60, BF 115 & BF 130 HP 1998 & Newer engine applications use XHS II® (Drop-In Hub) Kit #207.

115-250 HORSEPOWER • 4-3/4" GEARCASE

Thru Hub Exhaust & 15 Tooth Spline

BF 115 2011 & Newer
BF 135 2004 & Newer

BF 150 2004 & Newer
BF 200 2002 & Newer

BF 225 2002 & Newer
BF 250 2012 & Newer



3-BLADE ALUMINUM					4-BLADE ALUMINUM				
Dia.	Rot.	Pitch	Bld #	Part #	Dia.	Rot.	Pitch	Bld #	Part #
16	R	13	3	992001					
15-1/4	R	15	3	992002					
NEW 16	R	16	3	931516					
15	R	17	3	992003	15	R	16	4	992202
14-1/2	R	19	3	992004	14-1/2	R	18	4	992203
14-1/4	R	21	3	992005	14	R	20	4	992204
14	R	23	3	992006					

Drop-In Hub

Use XHS II® Hub Kit

207

Refer to Pages 47-48 for Details on Hub Kit Components.

STD. 3-BLADE				LG DIAMETER 3-BLADE				4-BLADE			
Dia.	Rot.	Pitch	Part #	Dia.	Rot.	Pitch	Part #	Dia.	Rot.	Pitch	Part #
14-3/8	R	15	993042								
14-3/8	L	15	993052								
14-1/4	R	17	993043	15-1/2	R	17	993023	14-5/8	R	16	993203
14-1/4	L	17	993053	15-1/2	L	17	993033	14-5/8	L	16	993213
14-1/8	R	19	993044	15-1/4	R	19	993024	14-3/8	R	18	993204
14-1/8	L	19	993054	15-1/4	L	19	993034	14-3/8	L	18	993214
14	R	21	993045	14-3/4	R	21	993025	14-1/8	R	20	993205
14	L	21	993055	14-3/4	L	21	993035	14-1/8	L	20	993215
13-7/8	R	23	993046	14-5/8	R	23	993026	14	R	22	993206
13-7/8	L	23	993056	14-5/8	L	23	993036	14	L	22	993216

Drop-In Hub

Use XHS II® Hub Kit

207

Refer to Pages 47-48 for Details on Hub Kit Components.



Boat Description/ Length	ALUMINUM PROPELLERS					
	Dia.	Rot.	Pitch	Bld #	OEM Part #	Part #
CR, HB	16	R	13	3	58130-ZY3-013A	031022
21'-24' - AL	15-1/4	R	15	3	58130-ZY3-015A	031023
20'-23' - AL, SK	16	R	16	3		031051
19'-23' - AL, SK	14-1/2	R	17	3	58130-ZY3-017A	031024
19'-23' - AL, SK	15	R	17	3		031064
19'-22' - AL, SK	15-1/2	R	18	3		031052
18'-22' - AL, SK	14	R	19	3	58130-ZY3-019A	031025
18'-22' - AL, SK	14-1/2	R	19	3		031065
18'-20' - AL, SK	13-3/4	R	21	3	58130-ZY3-021A	031026
18'-20' - AL, SK	14-1/4	R	21	3		031066
17'-20' - AL, SK						
17'-20' - AL, SK						
Up to 18'						
High Performance						
High Performance						
High Perf. (EFI)						
4-BLADE MICHIGAN MATCH						
21'-24' - AL, SK	15	R	16	4		031080
19'-23' - AL, SK	14-1/2	R	18	4		031082
18'-20' - AL, SK	14	R	20	4		031084

Rubber Hub Bushing

STAINLESS STEEL PROPELLERS									
3-BLADE BALLISTIC					3-BLADE BALLISTIC XL				
Dia.	Rot.	Pitch	Bld #	Part #	Dia.	Rot.	Pitch	Bld #	Part #
14-7/8	R	15	3	933515					
14-3/4	R	17	3	933517					
14-3/4	L	17	3	937517					
14-1/2	R	19	3	933519					
14-1/2	L	19	3	937519					
14-3/8	R	21	3	933521					
14-3/8	L	21	3	937521					
14-1/4	R	23	3	933523					
14-1/4	L	23	3	937523					
14-1/4	R	25	3	933525					
					14-3/4	R	22	3	953522
					14-3/4	R	24	3	953524
					14-3/4	R	26	3	953526

Drop-In Hub

Use XHS II® Hub Kit

207

Refer to Pages 47-48 for Details on Hub Kit Components.

4-10 HORSEPOWER

Thru Hub Exhaust & 8 Tooth Spline

4 HP (Model 40)1973-1975 7.5 HP (Model 75 / Model 7.5) 1968-1978 9.8 HP (Model 110 / Model 9.8)... 1968-1985
 4.5 HP (Model 45 / Model 4.5)1973-1981

Boat Description/ Length						
	ALUMINUM PROPELLERS					
	Dia.	Rot.	Pitch	Bld #	OEM Part #	Part #
Standard Replacement	9	R	9	2	48-47922A10	032021
14'-16' - AL	9	R	7	3	48-47670A10	032020



Rubber
Hub
Bushing

6-15 HORSEPOWER • 2-1/2" GEARCASE

Thru Hub Exhaust & 8 Tooth Spline

6 HP 2-Stroke (Includes Merc 6)1986-2002 9.9 HP 4-Stroke (Not Bigfoot) 1995-2004 15 HP 2-Stroke 1989-2005
 8 HP 2-Stroke (Includes Merc 8)1986-2005 10 HP 1995 & Newer 15 HP 4-Stroke 1999-2006
 8 HP 4-Stroke (Not Bigfoot)1995-2004 10 HP (Sea Pro/Marathon) 1995-2001
 9.9 HP 2-Stroke (Includes Merc 9.9)1986-2005 15 HP (Sea Pro/Marathon) 1995-2001

Boat Description/ Length						
	ALUMINUM PROPELLERS					
	Dia.	Rot.	Pitch	Bld #	OEM Part #	Part #
16'-20' - AL	9-1/4	R	7	3	48-828152A12	032056
14'-18' - AL	9	R	9	3	48-828156A12	032052
14'-16' - AL	9	R	10-1/2	3	48-828158A12	032050



Rubber
Hub
Bushing

8-9.9 HORSEPOWER (4-STROKE) • 2-1/2" GEARCASE

Thru Hub Exhaust & 12 Tooth Spline

8 HP 4-Stroke (Non Bigfoot)2005 & Newer 9.9 HP 4-Stroke (Not Bigfoot)2005 & Newer

Boat Description/ Length						
	ALUMINUM PROPELLERS					
	Dia.	Rot.	Pitch	Bld #	OEM Part #	Part #
14'-17' - AL	8-1/2	R	7	3	48-897614A10	142102
13'-16' - AL	8-1/2	R	8	3	48-897618A10	142103



Rubber
Hub
Bushing

9.9-25 HORSEPOWER • 3" GEARCASE

Thru Hub Exhaust & 10 Tooth Spline • **! MUST use Gearcase Adapter Ring supplied with propeller.**

9.9 HP 4-Stroke Bigfoot/Sail1999-2005 20 HP 2-Stroke (Mercury®) 1986-2002 25 HP 2-Stroke (Mariner®)1985 & Newer
 15 HP 4-Stroke Bigfoot/Sail1999-2005 25 HP 2-Stroke (Mercury®) 1980-2005 25 HP (Sea Pro/Marathon).....All Years
 18 HP (Mercury®)1980-1985

Boat Description/ Length						
	ALUMINUM PROPELLERS					
	Dia.	Rot.	Pitch	Bld #	OEM Part #	Part #
	10-1/2	R	9	3		992501
	10-1/2	R	10	3		992502
15'-19'	10-1/2	R	11	3	48-19638A40	992503
13'-17'	10-1/8	R	12	3	48-19639A40	992504
13'-17'	10-1/8	R	13	3	48-19640A40	992505
Up to 14'	10-1/8	R	14	3		992506

Drop-In
Hub
Use XHS®
Hub Kit
120
! MUST USE GEARCASE ADAPTER RING SUPPLIED WITH PROPELLER.



Boat Description/ Length						
	ALUMINUM PROPELLERS					
	Dia.	Rot.	Pitch	Bld #	OEM Part #	Part #
15'-19'	10-3/8	R	11	3	48-19638A40	031049
13'-17'	10-3/8	R	13	3	48-19640A40	031048
Up to 14'						

Rubber
Hub
Bushing

NEW						NEW	
STAINLESS STEEL PROPELLERS							
Dia.	Rot.	Pitch	Bld #	OEM Part #	Part #		
10-1/8	R	13	3	48-19644A5	933013		
10-1/8	R	15	3		933015		



Drop-In
Hub
Use XHS®
Hub Kit
120
!

MERCURY / MARINER / SEA RAY

9.9-20 HORSEPOWER

Thru Hub Exhaust & 14 Tooth Spline

9.9 HP Bigfoot2005 & Newer 15 HP 4-Stroke2007 & Newer 20 HP 4-Stroke2007 & Newer



Boat Description/ Length							 142206	Rubber Hub Bushing
	ALUMINUM PROPELLERS							
	Dia.	Rot.	Pitch	Bld #	OEM Part #	Part #		
15'-19' - AL	9-1/4	R	8	3	48-897748A11	142203		
Standard Replacement	9-1/4	R	9	3	48-897750A11	*142204		
Standard Replacement	9-1/4	R	10	3	48-897752A11	*142205		
Up to 16' - LL	9-1/4	R	11	3	48-897754A11	142206		

* Standard replacement for 15 HP 4-Stroke is 142204. Standard replacement for 20 HP 4-Stroke is 142205.

20 HORSEPOWER

Thru Hub Exhaust & 8 Tooth Spline



20 HP (Includes Merc 20 / Merc 200)1963-1981

Boat Description/ Length							 032136	Rubber Hub Bushing
	ALUMINUM PROPELLERS							
	Dia.	Rot.	Pitch	Bld #	OEM Part #	Part #		
Standard Replacement	9-7/8	R	11	2	48-33480A1	032135		
14'-16' - AL	10	R	9	3	48-86962A4	032136		

15-25 HORSEPOWER • MARINER

Non-Thru Hub Exhaust & Pin Drive



15 HP.....1976-1981 W15 1977-1985 25 HP 1977-1979
15A.....1979-1982 20 HP..... 1976-1979

Boat Description/ Length							 012011	Rubber Hub Bushing
	ALUMINUM PROPELLERS							
	Dia.	Rot.	Pitch	Bld #	OEM Part #	Part #		
HB, SB	9-1/4	R	7	3	48-96628	012102		
12'-14' - HL	9	R	9	3		012109		
12'-14' - HL	9	R	10	3	48-96625	012011		
12'-14' - LL	9-1/4	R	11	3	48-96623	012013		

25-30 HORSEPOWER • MARINER • 3" GEARCASE

Thru Hub Exhaust & 10 Tooth Spline





25 HP.....1980-1984 28 HP..... 1976-1979 30 HP 1979-1990

Boat Description/ Length							 022001	Rubber Hub Bushing
	ALUMINUM PROPELLERS							
	Dia.	Rot.	Pitch	Bld #	OEM Part #	Part #		
16'-18' - AL, SK	9-7/8	R	9	3	48-81647	022001		
14'-17' - AL, SK	9-7/8	R	10-1/2	3	48-81649	022002		
13'-16' - LL	9-7/8	R	12	3	48-82826	022003		

25-30 HORSEPOWER 4-STROKE • MERCURY • 3" GEARCASE

Thru Hub Exhaust & 10 Tooth Spline • **❗ MUST use Gearcase Adapter Ring supplied with propeller.**



25 HP 4-Stroke (Not Bigfoot)2006 & Newer 30 HP 4-Stroke (Not Bigfoot)2006 & Newer

Boat Description/ Length		 ALUMINUM PROPELLERS						Drop-In Hub Use XHS® Hub Kit 122 ❗ MUST USE GEARCASE ADAPTER RING SUPPLIED WITH PROPELLER.	 992504 Vortex® XHS® Aluminum Propeller 991244 Gearcase Adapter Rings
		Dia.	Rot.	Pitch	Bld #	OEM Part #	Part #		
		 ALUMINUM PROPELLERS							
Dia.	Rot.	Pitch	Bld #	OEM Part #	Part #			Rubber Hub Bushing  141306	
16'-20' - AL	10-1/2	R	9	3					
14'-18' - AL	10-1/2	R	10	3					
14'-18' - AL	10-1/2	R	11	3					
14'-18' - AL	10-1/8	R	12	3					
12'-16' - AL	10-1/8	R	13	3					
12'-16' - AL	10-1/8	R	14	3					
16'-20' - AL	9-7/8	R	9	3	48-896892A40			141304	
14'-18' - AL	9-7/8	R	11	3	48-896896A40			141305	
12'-16' - AL	9-7/8	R	13	3	48-896900A40			141306	
12'-16' - AL									

40-65 HORSEPOWER • 3-1/4" GEARCASE

Thru Hub Exhaust & 13 Tooth Spline

40 HP (Model 402)1974-1976 60 HP (Mariner®)1976 65 HP (Model 650) 1972-1976

Boat Description/ Length		 ALUMINUM PROPELLERS						Drop-In Hub Use XHS® Hub Kit 114 Refer to Pages 47-48 for Details on Hub Kit Components.	 STAINLESS STEEL PROPELLERS						Drop-In Hub Use XHS® Hub Kit 114 Refer to Pages 47-48 for Details on Hub Kit Components.			
		3-BLADE			LG. DIAMETER 3-BLADE				4-BLADE			Dia.	Rot.	Pitch		Bld #	OEM Part #	Part #
		Dia.	Rot.	Pitch	Part #	Dia.	Rot.		Pitch	Part #	Dia.	Rot.	Pitch	Part #				

Key to Abbreviations: LL = Light Loads; SB = Sailboat; AL = All Loads; SK = Skiboat; WB = Workboat; HB = Houseboat; CR = Cruisers; HL = Heavy Loads; WD = Weedless

25-70 HORSEPOWER • 3-1/4" GEARCASE

Thru Hub Exhaust & 13 Tooth Spline • Vortex® & Apollo® Propellers are Not Compatible with Mercury's Reflex® Hub System.

25 HP 4-Stroke/Bigfoot1999-2005
 30 HP 2-Stroke1994-2002
 30 HP 4-Stroke1999-2005
 30 HP (Sea Pro/Marathon) 1994 & Newer
 35 HP1984-1989
 40 HP 2-Stroke (Includes Model 402) 1977 & Newer

40 HP 4-Stroke (Not Bigfoot)1997 & Newer
 40 HP (Sea Pro/Marathon)1977 & Newer
 45 HP 1986-1989
 48 HP (Mariner®)All Years
 50 HP 2-Stroke (Includes Model 500) ..1977 & Newer

50 HP 4-Stroke (Not Bigfoot)1995 & Newer
 55 HP (Mercury/Sea Pro/Marathon)1995 & Newer
 60 HP 2-Stroke1978 & Newer
 60 HP 4-Stroke (Not Bigfoot)2001 & Newer
 70 HP (Includes Model 700)Thru 1983



ALUMINUM PROPELLERS

3-BLADE				LG. DIAMETER 3-BLADE				4-BLADE			
Dia.	Rot.	Pitch	Part #	Dia.	Rot.	Pitch	Part #	Dia.	Rot.	Pitch	Part #
								11-1/2	R	8	992401
				12-1/4	R	9	992601	11-1/2	R	9	992402
				11-3/4	R	10	992602	11-1/2	R	10	992403
10-3/8	R	11	992404	11-5/8	R	11	992603				
10-3/8	R	12	992405	11-3/8	R	12	992604				
10-3/8	R	13	992406	11-1/8	R	13	992605				
10-3/8	R	14	992407	11-1/4	R	14	992606				
10	R	15	992408								
10	R	16	992409								

Drop-In Hub
 Use XHS® Hub Kit
114
 Refer to Pages 47-48 for Details on Hub Kit Components.



STAINLESS STEEL PROPELLERS

Dia.	Rot.	Pitch	Bld #	OEM Part #	Part #
10-3/4	R	12	3	48-855856A5	993405
10-1/2	R	13	3	48-855858A5	993406
10-3/8	R	14	3	48-855860A5	993407
10-1/8	R	15	3	48-855862A5	993408

Drop-In Hub
 Use XHS® Hub Kit
114
 Refer to Pages 47-48 for Details on Hub Kit Components.



ALUMINUM PROPELLERS

Boat Description/ Length	Dia.	Rot.	Pitch	Bld #	OEM Part #	Part #
	19' & Up	12-1/2	R	8	3	48-42738A10
19' & Up	12-1/4	R	9	3		032143
17'-19' - AL, SK	11-1/4	R	10	3	48-73132A40	031015
16'-18' - AL, SK	12	R	10-1/2	3	48-42740A10	032142
16'-18' - AL, SK	10-7/8	R	11	3	48-85632A40	031053
15'-17' - AL, SK	10-3/4	R	12	3	48-816702A40	031056
15'-17' - AL, SK	10-5/8	R	12	3	48-73134A40	031016
14'-17' - AL, SK	10-1/2	R	13	3	48-816704A40	031057
14'-17' - AL, SK	10-3/8	R	13	3	48-73136A40	031017
14'-16' - LL	10-3/8	R	14	3	48-816706A40	031058
14'-16' - LL	10-1/4	R	14	3	48-73138A40	031018
13'-15' - LL	10-1/8	R	15	3	48-73140A40	031019
Up to 15'	10	R	17	3	48-73144A40	031020

Rubber Hub Bushing

STAINLESS STEEL PROPELLERS					
Dia.	Rot.	Pitch	Bld #	OEM Part #	Part #
10-1/8	R	13	3		933013
10-1/8	R	15	3		933015

Drop-In Hub
 Use XHS® Hub Kit
114
 Refer to Pages 47-48 for Details on Hub Kit Components.

MERCURY / MARINER / SEA RAY

40-140 HORSEPOWER • 4-1/4" GEARCASE

Thru Hub Exhaust & 15 Tooth Spline

40 & 50 HP 4-Stroke / BigfootAll Years
 40 HP Command Thrust.....2014 & Newer
 50 HP Command Thrust.....2014 & Newer
 60 HP 4-Stroke / Bigfoot1995 & Newer
 60 HP (Sea Pro/Marathon).....1995 & Newer
 60 HP Command Thrust.....2014 & Newer
 65 HP (Model 650 - 2 Cyl.)Thru 1971
 65 HP (Model 650 - 4 Cyl.)1961-1970
 70 HP.....1987-1989
 75 HP (Sea Pro/Marathon).....All Years

75 HP 2-Stroke 1984-2005
 75 HP 4-Stroke2001 & Newer
 80 HP 1978-1989
 80 HP (Mariner®)..... 1978-1983
 80 HP (Model 800; 2 & 4 Cyl.).....Thru 1977
 80 HP (Yamaha®)..... 1977-1983
 85 HP (Model 850; 2 & 4 Cyl.).....Thru 1977
 90 HP (Yamaha®)..... 1978-1983
 90 HP 2-Stroke1978 & Newer
 90 HP 4-Stroke (Not Command Thrust)2001 & Newer

100 HP1988 & Newer
 115 HP (Yamaha®) 1978-1983
 115 HP1978 & Newer
 115 HP 4-Stroke*2001 & Newer
 125 HP1994 & Newer
 140 HP (Includes Sea Pro/Offshore) 1978-1981
 140 HP (Yamaha®) 1978-1979
 Models 900-1150-1500.....Thru 1977
 Includes EFI engines.

*Does not include Command Thrust model.



3-BLADE ALUMINUM					4-BLADE ALUMINUM				
Dia.	Rot.	Pitch	Bld #	Part #	Dia.	Rot.	Pitch	Bld #	Part #
14	R	11	3	992209	13-7/8	R	11	4	941411
13-3/4	R	13	3	992212	13-7/8	R	13	4	941413
13-1/2	R	15	3	992213	13-3/8	R	15	4	941415
13-1/4	R	17	3	992214	13	R	17	4	941417
13	R	19	3	992215	12-1/2	R	19	4	941419
13	R	21	3	992216					

Drop-In Hub
 Use XHS II® Hub Kit
202
 USE Gearcase Adapter Ring supplied with propeller.
 Refer to Pages 47-48 for Details on Hub Kit Components.

STAINLESS STEEL PROPELLERS					
Dia.	Rot.	Pitch	Bld #	OEM Part #	Part #
13-3/8	R	15	3		993143
13-3/8	L	15	3		993153
13-1/4	R	17	3		993144
13-1/4	L	17	3		993154
13-1/8	R	19	3		993145
13-1/8	L	19	3		993155
13	R	21	3		993146
13	L	21	3		993156

Drop-In Hub
 Use XHS II® Hub Kit
202
 USE Gearcase Adapter Ring supplied with propeller.
 Refer to Pages 47-48 for Details on Hub Kit Components.

MERCURY / MARINER / SEA RAY



Boat Description/Length	ALUMINUM PROPELLERS					
	Dia.	Rot.	Pitch	Bld #	OEM Part #	Part #
25' & Up - AL	14	R	10	3	48-854342A45	031061
25' & Up - AL	14	R	11	3	48-77338A45	031154
Pontoon	14	R	11	3	48-77338CP1	☞ ☞ 031200
25' & Up - AL	14	R	12	3		☞ ☞ 031060
22' & Up - AL	13-3/4	R	13	3	48-77340A45	031155
Pontoon	14	R	13	3	48-77340CP1	☞ ☞ 031202
19'-24' - AL, SK	13-1/2	R	15	3	48-77342A45	031141
17'-20' - AL, SK	13-1/4	R	17	3	48-77344A45	031142
16'-19' - AL, SK	13	R	19	3	48-77346A45	031143
15'-18' - AL, SK	13	R	21	3	48-77348A45	031144
High Performance	12-1/2	R	23	3	48-77350A45	☞ ☞ 031045
High Performance						

Rubber Hub Bushing
 Use
 MWM Fwd Washer 990332
 or
 MWM Kit 9660-1 (Fwd Washer, Tab Washer, Propeller Nut)
 See Page 24 for details.

STAINLESS STEEL PROPELLERS									
3-BLADE BALLISTIC					3-BLADE BALLISTIC XL				
Dia.	Rot.	Pitch	Bld #	Part #	Dia.	Rot.	Pitch	Bld #	Part #
13-5/8	R	15	3	933415					
13-1/2	R	17	3	933417					
13-3/8	R	19	3	933419					
13-1/8	R	21	3	933421					
					13-1/2	R	22	3	953422
					13-1/2	R	24	3	953424

Drop-In Hub
 Use XHS II® Hub Kit
202
 USE Gearcase Adapter Ring supplied with propeller.
 Refer to Pages 47-48 for Details on Hub Kit Components.

Key to Abbreviations: LL = Light Loads; SB = Sailboat; AL = All Loads; SK = Skiboat; WB = Workboat; HB = Houseboat; CR = Cruisers; HL = Heavy Loads; WD = Weedless

☞ Limited Inventory Item. ☞ Pontoon Boat Propeller (Extended Cup)
 ☞ To avoid damage or injury, replace standard trim tab with high performance trim tab 82277A1.

90-300 HORSEPOWER • V-6 (4-3/4") GEARCASE

Thru Hub Exhaust & 15 Tooth Spline

90 HP Command Thrust.....2014 & Newer
 115 HP Command Thrust.....2014 & Newer
 135 HP.....1987 & Newer
 150 HP.....1978 & Newer
 Add 4" Pitch for Twin Motors
 Includes DFI, EFI, Magnum, Offshore,
 Optimax, Sea Pro XRI, Marathon & Verado.

150 HP (Yamaha®).....1979-1983
 175 HP.....1978 & Newer
 175 HP (Yamaha®).....1978-1979
 200 HP.....1978 & Newer
 220 HP.....1987-1988
 225 HP.....1980 & Newer
 225 HP (Sea Pro/Marathon).....All Years

250 HP.....1994 & Newer
 275 HP.....1990-1994
 300 HP.....1983; 1999 & Newer
 3.4 Litre.....1984-1986

*For engines 300 HP or higher, use "High Horsepower Sleeve" (P/N 991372). See Page 43 for more details.

VORTEX ^{XHS} PERFORMANCE PROPELLERS					3-BLADE ALUMINUM				4-BLADE ALUMINUM			
Dia.	Rot.	Pitch	Bld #	Part #	Dia.	Rot.	Pitch	Part #	Dia.	Rot.	Pitch	Part #
16	R	13	3	992001								
15-1/4	R	15	3	992002								
16	R	16	3	931516								
15	R	17	3	992003	15	R	16	4	992202			
14-1/2	R	19	3	992004	14-1/2	R	18	4	992203			
14-1/4	R	21	3	992005	14	R	20	4	992204			
14	R	23	3	992006								

Drop-In Hub
 Use XHS II® Hub Kit
202
 Refer to Pages 47-48 for Details on Hub Kit Components.

APOLLO											
STD. 3-BLADE				LG DIAMETER 3-BLADE				4-BLADE			
Dia.	Rot.	Pitch	Part #	Dia.	Rot.	Pitch	Part #	Dia.	Rot.	Pitch	Part #
14-3/8	R	15	993042								
14-3/8	L	15	993052								
14-1/4	R	17	993043	15-1/2	R	17	993023	14-5/8	R	16	993203
14-1/4	L	17	993053	15-1/2	L	17	993033	14-5/8	L	16	993213
14-1/8	R	19	993044	15-1/4	R	19	993024	14-3/8	R	18	993204
14-1/8	L	19	993054	15-1/4	L	19	993034	14-3/8	L	18	993214
14	R	21	993045	14-3/4	R	21	993025	14-1/8	R	20	993205
14	L	21	993055	14-3/4	L	21	993035	14-1/8	L	20	993215
13-7/8	R	23	993046	14-5/8	R	23	993026	14	R	22	993206
13-7/8	L	23	993056	14-5/8	L	23	993036	14	L	22	993216

Drop-In Hub
 Use XHS II® Hub Kit
202
 Refer to Pages 47-48 for Details on Hub Kit Components.

Boat Description/ Length	MICHIGAN MATCH REPLACEMENT PROPELLERS					
	Dia.	Rot.	Pitch	Bld #	OEM Part #	Part #
CR, HB	16	R	13	3	48-78114A45	031022
21'-24' - AL	15-1/4	R	15	3	48-78116A45	031023
20'-23' - AL, SK	16	R	16	3	48-16440A45	031051
19'-23' - AL, SK	14-1/2	R	17	3	48-78118A40	031024
19'-23' - AL, SK	15	R	17	3	48-832828A45	031064
19'-22' - AL, SK	15-1/2	R	18	3	48-11324A45	031052
18'-22' - AL, SK	14	R	19	3	48-78120A40	031025
18'-22' - AL, SK	14-1/2	R	19	3	48-832830A45	031065
18'-20' - AL, SK	13-3/4	R	21	3	48-78122A40	031026
18'-20' - AL, SK	14-1/4	R	21	3	48-832832A45	031066
17'-20' - AL, SK						
17'-20' - AL, SK						
Up to 18'						
High Performance						
High Performance						
High Performance						
4-BLADE MICHIGAN MATCH						
21'-24' - AL, SK	15	R	16	4	48-834850A45	031080
19'-23' - AL, SK	14-1/2	R	18	4	48-834852A45	031082
18'-20' - AL, SK	14	R	20	4	48-834854A45	031084
50-62 MPH						
55-67 MPH						
60-72 MPH						

Rubber Hub Bushing
 Use MWM Kit 990312 (Conductivity Washer, Aft Washer) or MWM Kit 9661-1 (Fwd Washer, Conductivity Washer, Aft Washer, Tab Washer, Propeller Nut)
 See Page 24 for details.

BALLISTIC ST STAINLESS STEEL PROPELLERS														
3-BLADE BALLISTIC						3-BLADE BALLISTIC XL								
Dia.	Rot.	Pitch	Bld #	Part #	Dia.	Rot.	Pitch	Bld #	Part #	Dia.	Rot.	Pitch	Bld #	Part #
14-7/8	R	15	3	933515										
14-3/4	R	17	3	933517										
14-3/4	L	17	3	937517										
14-1/2	R	19	3	933519										
14-1/2	L	19	3	937519										
14-3/8	R	21	3	933521										
14-3/8	L	21	3	937521										
14-1/4	R	23	3	933523										
14-1/4	L	23	3	937523										
14-1/4	R	25	3	933525										
										14-3/4	R	22	3	953522
										14-3/4	R	24	3	953524
										14-3/4	R	26	3	953526

Drop-In Hub
 Use XHS II® Hub Kit
202
 Refer to Pages 47-48 for Details on Hub Kit Components.



Key to Abbreviations: LL = Light Loads; SB = Sailboat; AL = All Loads; SK = Skiboat; WB = Workboat; HB = Houseboat; CR = Cruisers; HL = Heavy Loads; WD = Weedless

* To avoid damage or injury, replace standard trim tab with high performance trim tab 822777A1.

8-9.8 HORSEPOWER (4-STROKE) • 2-1/2" GEARCASE

Thru Hub Exhaust & 12 Tooth Spline



8 HP 4-Stroke2005 & Newer 9.8 HP 4-Stroke2005 & Newer

Boat Description/ Length							 142103	Rubber Hub Bushing
	ALUMINUM PROPELLERS							
	Dia.	Rot.	Pitch	Bld #	OEM Part #	Part #		
Heavy Loads	8-1/2	R	7	3	3B2B64-5120	142102		
Moderate Loads	8-1/2	R	8	3	3B2B64-5151	142103		

9.9-20 HORSEPOWER • 2-1/2" GEARCASE

Thru Hub Exhaust & 14 Tooth Spline



9.9 HP 2-Stroke1984 & Newer 15 HP 2-Stroke1985 & Newer 18 HP 4-Stroke2001-2008
 9.9 HP 4-Stroke2000-2003 15 HP 4-Stroke2000 & Newer 20 HP 4-Stroke2007 & Newer
 12 HP1985-1988 18 HP 2-Stroke1985 & Newer



Boat Description/ Length							 142206	Rubber Hub Bushing
	ALUMINUM PROPELLERS							
	Dia.	Rot.	Pitch	Bld #	OEM Part #	Part #		
15'-19' - AL	9-1/4	R	8	3	36264-1020M	142203		
14'-17' - AL	9-1/4	R	9	3	36264-1010M	142204		
Up to 16' - LL	9-1/4	R	10	3	36264-1080M	142205		
Up to 16' - LL	9-1/4	R	11	3		142206		

25-30 HORSEPOWER • 3" GEARCASE

Thru Hub Exhaust & 10 Tooth Spline • **ⓘ MUST use Gearcase Adapter Ring supplied with propeller.**

25 HP1986-2001 30 HP1985-2001 30 HP 4-Stroke2002 & Newer







Boat Description/ Length							 991244 Gearcase Adapter Rings 992504 Vortex® XHS® Aluminum Propeller	Drop-In Hub Use XHS® Hub Kit 122 ⓘ MUST USE GEARCASE ADAPTER RING SUPPLIED WITH PROPELLER.
	ALUMINUM PROPELLERS							
	Dia.	Rot.	Pitch	Bld #	OEM Part #	Part #		
16'-20' - AL	10-1/2	R	9	3	346-64101-5	992501		
14'-18' - AL	10-1/2	R	10	3	346-64102-5	992502		
14'-18' - AL	10-1/2	R	11	3	346-64103-5	992503		
14'-18' - AL	10-1/8	R	12	3		992504		
12'-16' - AL	10-1/8	R	13	3	346-64104-5	992505		
12'-16' - AL	10-1/8	R	14	3		992506		

Boat Description/ Length							 141306	Rubber Hub Bushing
	ALUMINUM PROPELLERS							
	Dia.	Rot.	Pitch	Bld #	OEM Part #	Part #		
16'-20' - AL	9-7/8	R	9	3	*3R0B645180	141304		
12'-16' - AL	9-7/8	R	11	3	*3R0B645230	141305		
12'-16' - AL	9-7/8	R	13	3	*3R0B645270	141306		
12'-16' - AL								

35-50 HORSEPOWER • 3-1/4" GEARCASE

Thru Hub Exhaust & 13 Tooth Spline




35 HP (35B Only) Thru 1984 40 HP (Includes TLDI)..... 1984 & Newer 50 HP (Except 50C - Includes TLDI).... 1992 & Newer

																											
ALUMINUM PROPELLERS							STAINLESS STEEL PROPELLERS																				
3-BLADE		LG. DIAMETER 3-BLADE			4-BLADE		Drop-In Hub	Use XHS® Hub Kit	116	Refer to Pages 47-48 for Details on Hub Kit Components.	Dia.	Rot.	Pitch	Bld #	OEM Part #	Part #	Drop-In Hub	Use XHS® Hub Kit	116	Refer to Pages 47-48 for Details on Hub Kit Components.							
Dia.	Rot.	Pitch	Part #	Dia.	Rot.	Pitch															Part #	Dia.	Rot.	Pitch	Part #		
				11-1/2	R	8																					
				12-1/4	R	9																					
				11-3/4	R	10																					
				11-5/8	R	11																					
				11-3/8	R	12																					
				11-1/8	R	13																					
				11-1/4	R	14																					
				10	R	15																					
				10	R	16																					
														Drop-In Hub	Use XHS® Hub Kit	116	Refer to Pages 47-48 for Details on Hub Kit Components.	Dia.	Rot.	Pitch	Bld #	OEM Part #	Part #	Drop-In Hub	Use XHS® Hub Kit	116	Refer to Pages 47-48 for Details on Hub Kit Components.
3-BLADE		LG. DIAMETER 3-BLADE			4-BLADE		Drop-In Hub	Use XHS® Hub Kit	112	Refer to Pages 47-48 for Details on Hub Kit Components.	Dia.	Rot.	Pitch	Bld #	OEM Part #	Part #	Drop-In Hub	Use XHS® Hub Kit	112	Refer to Pages 47-48 for Details on Hub Kit Components.							
Dia.	Rot.	Pitch	Part #	Dia.	Rot.	Pitch															Part #	Dia.	Rot.	Pitch	Part #		
				11-1/2	R	8																					
				11-1/2	R	9																					
				11-1/2	R	10																					
				11-3/4	R	13																					
				11-3/4	R	15																					
				11-3/4	R	17																					
														Drop-In Hub	Use XHS® Hub Kit	112	Refer to Pages 47-48 for Details on Hub Kit Components.	Dia.	Rot.	Pitch	Bld #	OEM Part #	Part #	Drop-In Hub	Use XHS® Hub Kit	112	Refer to Pages 47-48 for Details on Hub Kit Components.
3-BLADE		LG. DIAMETER 3-BLADE			4-BLADE		Drop-In Hub	Use XHS® Hub Kit	112	Refer to Pages 47-48 for Details on Hub Kit Components.	Dia.	Rot.	Pitch	Bld #	OEM Part #	Part #	Drop-In Hub	Use XHS® Hub Kit	112	Refer to Pages 47-48 for Details on Hub Kit Components.							
Dia.	Rot.	Pitch	Part #	Dia.	Rot.	Pitch															Part #	Dia.	Rot.	Pitch	Part #		
				14'-17'	AL, SK																						
				13'-15'	AL, SK	10.7	R	16.4	3	353-64108-0	⊗ 142008																
				12'-14'	AL, SK																						

50-70 HORSEPOWER • 3-1/4" GEARCASE

Thru Hub Exhaust & 13 Tooth Spline

50 HP (50C Only) 1987-1991 60A 1986-1999 70A & 70B 1981-1995
55 HP 1981-1988

																											
ALUMINUM PROPELLERS							STAINLESS STEEL PROPELLERS																				
3-BLADE		LG. DIAMETER 3-BLADE			4-BLADE		Drop-In Hub	Use XHS® Hub Kit	112	Refer to Pages 47-48 for Details on Hub Kit Components.	Dia.	Rot.	Pitch	Bld #	OEM Part #	Part #	Drop-In Hub	Use XHS® Hub Kit	112	Refer to Pages 47-48 for Details on Hub Kit Components.							
Dia.	Rot.	Pitch	Part #	Dia.	Rot.	Pitch															Part #	Dia.	Rot.	Pitch	Part #		
				11-1/2	R	8																					
				11-1/2	R	9																					
				11-1/2	R	10																					
				11-3/4	R	13																					
				11-3/4	R	15																					
				11-3/4	R	17																					
														Drop-In Hub	Use XHS® Hub Kit	112	Refer to Pages 47-48 for Details on Hub Kit Components.	Dia.	Rot.	Pitch	Bld #	OEM Part #	Part #	Drop-In Hub	Use XHS® Hub Kit	112	Refer to Pages 47-48 for Details on Hub Kit Components.
3-BLADE		LG. DIAMETER 3-BLADE			4-BLADE		Drop-In Hub	Use XHS® Hub Kit	112	Refer to Pages 47-48 for Details on Hub Kit Components.	Dia.	Rot.	Pitch	Bld #	OEM Part #	Part #	Drop-In Hub	Use XHS® Hub Kit	112	Refer to Pages 47-48 for Details on Hub Kit Components.							
Dia.	Rot.	Pitch	Part #	Dia.	Rot.	Pitch															Part #	Dia.	Rot.	Pitch	Part #		
				14'-17'	AL, SK																						
				13'-15'	AL, SK	10.7	R	16.4	3	353-64108-0	⊗ 142008																
				12'-14'	AL, SK																						

* May interfere with trim tab.

Key to Abbreviations: LL = Light Loads; SB = Sailboat; AL = All Loads; SK = Skiboat; WB = Workboat; HB = Houseboat; CR = Cruisers; HL = Heavy Loads; WD = Weedless

⊗ Limited Inventory Item.

60-140 HORSEPOWER • 4-1/4" GEARCASE

Thru Hub Exhaust & 15 Tooth Spline

60C (Large Gearcase) Thru 1999	90 HP..... 1987-2001	120 HP 1988-2003
70C (Large Gearcase) Thru 2002	90 HP TLDI..... 2001 & Newer	140 HP 1988-2003
70 HP TLDI..... 2002-2009	115 HP..... 1992-2001	
75 HP TLDI..... 2010 & Newer	115 HP TLDI..... 2004 & Newer	



3-BLADE ALUMINUM					4-BLADE ALUMINUM				
Dia.	Rot.	Pitch	Bld #	Part #	Dia.	Rot.	Pitch	Bld #	Part #
14	R	11	3	992209	13-7/8	R	11	4	941411
13-3/4	R	13	3	992212	13-7/8	R	13	4	941413
13-1/2	R	15	3	992213	13-3/8	R	15	4	941415
13-1/4	R	17	3	992214	13	R	17	4	941417
13	R	19	3	992215	12-1/2	R	19	4	941419
13	R	21	3	992216					

Drop-In Hub

Use XHS II® Hub Kit

209

USE Gearcase Adapter Ring supplied with propeller.

Refer to Pages 47-48 for Details on Hub Kit Components.

STAINLESS STEEL PROPELLERS					
Dia.	Rot.	Pitch	Bld #	OEM Part #	Part #
13-3/8	R	15	3	PT70115P15	993143
13-3/8	L	15	3		993153
13-1/4	R	17	3	NM889610170	993144
13-1/4	L	17	3		993154
13-1/8	R	19	3		993145
13-1/8	L	19	3		993155
13	R	21	3		993146
13	L	21	3		993156

Drop-In Hub

Use XHS II® Hub Kit

209

USE Gearcase Adapter Ring supplied with propeller.

Refer to Pages 47-48 for Details on Hub Kit Components.



Ballistic® High Performance Stainless Steel Propeller

STAINLESS STEEL PROPELLERS					
Dia.	Rot.	Pitch	Bld #	OEM Part #	Part #
13-5/8	R	15	3		933415
13-1/2	R	17	3		933417
13-3/8	R	19	3		933419
13-1/8	R	21	3		933421

Drop-In Hub

Use XHS II® Hub Kit

209

60-90 HORSEPOWER • 4-1/4" GEARCASE

Thru Hub Exhaust & 15 Tooth Spline

BFT602014 & Newer
BFW602014 & Newer

BFT752014 & Newer

BFT902014 & Newer

																		
3-BLADE ALUMINUM					4-BLADE ALUMINUM					Drop-In Hub	STAINLESS STEEL PROPELLERS						Drop-In Hub	
Dia.	Rot.	Pitch	Bld #	Part #	Dia.	Rot.	Pitch	Bld #	Part #		Dia.	Rot.	Pitch	Bld #	OEM Part #	Part #		
14	R	11	3	992209	13-7/8	R	11	4	941411	Use XHS II® Hub Kit 207 USE Gearcase Adapter Ring supplied with propeller. Refer to Pages 47-48 for Details on Hub Kit Components.	13-3/8	R	15	3	58133-ZW1-A15P	993143	Use XHS II® Hub Kit 207 USE Gearcase Adapter Ring supplied with propeller. Refer to Pages 47-48 for Details on Hub Kit Components.	
13-3/4	R	13	3	992212	13-7/8	R	13	4	941413		13-3/8	L	15	3		993153		
13-1/2	R	15	3	992213	13-3/8	R	15	4	941415		13-1/4	R	17	3		993144		
											13-1/4	L	17	3		993154		
13-1/4	R	17	3	992214	13	R	17	4	941417		13-1/8	R	19	3		993145		
											13-1/8	L	19	3		993155		
13	R	19	3	992215	12-1/2	R	19	4	941419		13	R	21	3		993146		
											13	L	21	3		993156		
13	R	21	3	992216														
Boat Description/Length							Rubber Hub Bushing											
	ALUMINUM PROPELLERS							STAINLESS STEEL PROPELLERS										
	Dia.	Rot.	Pitch	Bld #	OEM Part #	Part #		3-BLADE BALLISTIC			3-BLADE BALLISTIC XL			Drop-In Hub				
	Dia.	Rot.	Pitch	Bld #	Part #		Dia.	Rot.	Pitch	Bld #	Part #	Dia.	Rot.		Pitch	Bld #	Part #	
25' & Up - AL	14	R	10	3		031061											Use XHS II® Hub Kit 207 USE Gearcase Adapter Ring supplied with propeller. Refer to Pages 47-48 for Details on Hub Kit Components.	
25' & Up - AL	14	R	11	3	58130-ZW1-011AH	031154												
Pontoon	14	R	11	3		⊕ ⊗ 031200												
25' & Up - AL	14	R	12	3		⊗ 031060												
22' & Up	14	R	13	3	58130-ZW1-013AH	031155												
Pontoon	14	R	13	3		⊕ ⊗ 031202												
19'-24' - AL, SK	13-3/4	R	15	3	58130-ZW1-015AH	031141			13-5/8	R	15	3	⊗ 933415					
17'-20' - AL, SK	13-1/4	R	17	3	58130-ZW1-017AH	031142			13-1/2	R	17	3	⊗ 933417					
16'-19' - AL, SK	13	R	19	3	58130-ZW1-019AH	031143			13-3/8	R	19	3	⊗ 933419					
15'-18' - AL, SK	13	R	21	3	58130-ZW1-021AH	031144			13-1/8	R	21	3	⊗ 944341	13-1/2	R	22		3
Up to 17' - LL	12-1/2	R	23	3	58130-ZW1-W512A	⊗ 031045							13-1/2	R	24	3	⊗ 953424	

* May interfere with trim tab.

115-250 HORSEPOWER • 4-3/4" GEARCASE

Thru Hub Exhaust & 15 Tooth Spline

BFT1152014 & Newer
BFT1502014 & Newer

BFT200.....2014 & Newer
BFT225.....2014 & Newer

BFT2502014 & Newer



3-BLADE ALUMINUM

4-BLADE ALUMINUM

STD. 3-BLADE

LG DIAMETER 3-BLADE

4-BLADE

Dia.	Rot.	Pitch	Bld #	Part #	Dia.	Rot.	Pitch	Bld #	Part #
16	R	13	3	992001					
15-1/4	R	15	3	992002					
NEW 16	R	16	3	931516					
15	R	17	3	992003	15	R	16	4	992202
14-1/2	R	19	3	992004	14-1/2	R	18	4	992203
14-1/4	R	21	3	992005	14	R	20	4	992204
14	R	23	3	992006					

Drop-In Hub

Use XHS II® Hub Kit

207

Refer to Pages 47-48 for Details on Hub Kit Components.

Dia.	Rot.	Pitch	Part #	Dia.	Rot.	Pitch	Part #	Dia.	Rot.	Pitch	Part #
14-3/8	R	15	993042								
14-3/8	L	15	993052								
14-1/4	R	17	993043	15-1/2	R	17	993023	14-5/8	R	16	993203
14-1/4	L	17	993053	15-1/2	L	17	993033	14-5/8	L	16	993213
14-1/8	R	19	993044	15-1/4	R	19	993024	14-3/8	R	18	993204
14-1/8	L	19	993054	15-1/4	L	19	993034	14-3/8	L	18	993214
14	R	21	993045	14-3/4	R	21	993025	14-1/8	R	20	993205
14	L	21	993055	14-3/4	L	21	993035	14-1/8	L	20	993215
13-7/8	R	23	993046	14-5/8	R	23	993026	14	R	22	993206
13-7/8	L	23	993056	14-5/8	L	23	993036	14	L	22	993216

Drop-In Hub

Use XHS II® Hub Kit

207

Refer to Pages 47-48 for Details on Hub Kit Components.



ALUMINUM PROPELLERS

Boat Description/ Length	Dia.	Rot.	Pitch	Bld #	OEM Part #	Part #
	CR, HB	16	R	13	3	58130-ZY3-013A
21'-24' - AL	15-1/4	R	15	3	58130-ZY3-015A	031023
20'-23' - AL, SK	16	R	16	3		031051
19'-23' - AL, SK	14-1/2	R	17	3	58130-ZY3-017A	031024
19'-23' - AL, SK	15	R	17	3		031064
19'-22' - AL, SK	15-1/2	R	18	3		031052
18'-22' - AL, SK	14	R	19	3	58130-ZY3-019A	031025
18'-22' - AL, SK	14-1/2	R	19	3		031065
18'-20' - AL, SK	13-3/4	R	21	3	58130-ZY3-021A	031026
18'-20' - AL, SK	14-1/4	R	21	3		031066
17'-20' - AL, SK						
17'-20' - AL, SK						
Up to 18'						
High Performance						
High Performance						
High Perf. (EFI)						
4-BLADE MICHIGAN MATCH						
21'-24' - AL, SK	15	R	16	4		031080
19'-23' - AL, SK	14-1/2	R	18	4		031082
18'-20' - AL, SK	14	R	20	4		031084

Rubber Hub Bushing

STAINLESS STEEL PROPELLERS														
3-BLADE BALLISTIC						3-BLADE BALLISTIC XL								
Dia.	Rot.	Pitch	Bld #	Part #	Dia.	Rot.	Pitch	Bld #	Part #	Dia.	Rot.	Pitch	Bld #	Part #
14-7/8	R	15	3	933515										
14-3/4	R	17	3	933517										
14-3/4	L	17	3	937517										
14-1/2	R	19	3	933519										
14-1/2	L	19	3	937519										
14-3/8	R	21	3	933521										
14-3/8	L	21	3	937521										
14-1/4	R	23	3	933523										
14-1/4	L	23	3	937523										
14-1/4	R	25	3	933525										
					14-3/4	R	22	3	953522					
					14-3/4	R	24	3	953524					
					14-3/4	R	26	3	953526					

Drop-In Hub

Use XHS II® Hub Kit

207

Refer to Pages 47-48 for Details on Hub Kit Components.

NISSAN / TOHATSU

8-20 HORSEPOWER • 2-1/2" GEARCASE

Thru Hub Exhaust & 10 Tooth Spline

DF 8A 4-Stroke2011 & Newer	DF 9.9A 4-Stroke2010 & Newer	DF 15 4-Stroke1996 & Newer
DT 9.91983-1987	DT 151983-1988	DF 15A 4-Stroke2013 & Newer
DF 9.9 4-Stroke1996 & Newer	DT 15C1989-1997	DF 20A 4-Stroke2013 & Newer

Boat Description/ Length	MICHIGAN MATCH REPLACEMENT PROPELLERS					
	ALUMINUM PROPELLERS					
	Dia.	Rot.	Pitch	Bld #	OEM Part #	Part #
14'-19' - AL	9-1/4	R	9	3	58100-93763-019	*062103
14'-19' - AL	9-1/4	R	10	3	58100-93773-019	*062104
14'-16' - LL	9-1/4	R	11	3	58100-93743-019	062105



Rubber
Hub
Bushing

* Standard replacement for DF 15A 4-Stroke is 062103. Standard replacement for DF 20A 4-Stroke is 062104.


20-30 HORSEPOWER • 3" GEARCASE

Thru Hub Exhaust & 10 Tooth Spline • **!** MUST use Gearcase Adapter Ring supplied with propeller.

DT 20 ☆1985-1986	DF 25 4-Stroke (Includes V-Twin)2000 & Newer	DT 301987-1997
DT 201987-1988	DF 25R2010 & Newer	DT 30C1987-1997
DT 25 ☆1985-1986	DF 25A2014 & Newer	DF 30 4-Stroke2000-2007
DT 251987-1988	DT 30 ☆1983-1986	DF 30A2014 & Newer
DT 25C1989-2000		

Boat Description/ Length	VORTEX XHS PERFORMANCE PROPELLERS					
	ALUMINUM PROPELLERS					
	Dia.	Rot.	Pitch	Bld #	OEM Part #	Part #
20' & Up - AL	10-1/2	R	9	3	58100-96370-019	992501
18'-20' - AL	10-1/2	R	10	3	58100-96470-019	992502
16'-18' - AL	10-1/2	R	11	3	58100-96420-019	992503
14'-16' - AL	10-1/8	R	12	3	58100-96480-019	992504
14'-16' - AL	10-1/8	R	13	3	58100-96490-019	992505
14'-16' - LL	10-1/8	R	14	3		992506

Drop-In
Hub
Use XHS®
Hub Kit
121
!
MUST USE
GEARCASE
ADAPTER RING
SUPPLIED WITH
PROPELLER.



Drop-In
Hub
Use XHS®
Hub Kit
121
!
MUST USE
GEARCASE
ADAPTER RING
SUPPLIED WITH
PROPELLER.

Boat Description/ Length	MICHIGAN MATCH REPLACEMENT PROPELLERS					
	ALUMINUM PROPELLERS					
	Dia.	Rot.	Pitch	Bld #	OEM Part #	Part #
20' & Up - AL	10-1/4	R	10	3	58100-96470-019	062204
17'-20' - AL	10-1/4	R	11	3	58100-96420-019	*062205
15'-18' - AL	10-1/4	R	12	3	58100-96480-019	062206
13'-15' - AL	10-1/4	R	13	3	58100-96490-019	062207
13'-15' - AL						

Rubber
Hub
Bushing

NEW BALLISTIC XHS STAINLESS STEEL PROPS NEW						
STAINLESS STEEL PROPELLERS						
Dia.	Rot.	Pitch	Bld #	OEM Part #	Part #	
10-1/8	R	13	3		* 933013	
10-1/8	R	15	3		* 933015	

Drop-In
Hub
Use XHS®
Hub Kit
121
!
MUST USE
GEARCASE
ADAPTER RING
SUPPLIED WITH
PROPELLER.

* Standard replacement for DF 25 & DF 25R 4-Stroke is 062205.

* May interfere with trim tab.

35-65 HORSEPOWER • 3-1/4" GEARCASE

Thru Hub Exhaust & 13 Tooth Spline

DT 35C.....1987-1989	DT 50 & 50M 1983-1984	DT 60..... 1983-1984
DT 401983-1998	DF 50 4-Stroke..... 1999-2010	DF 60A 4-Stroke.....2010 & Newer
DF 40 4-Stroke.....1999-2010	DF 50A 4-Stroke2010 & Newer	DT 65..... 1985-1997
DF 40A 4-Stroke2010 & Newer	DT 55..... 1985-1997	



ALUMINUM PROPELLERS

3-BLADE				LG. DIAMETER 3-BLADE			4-BLADE				
Dia.	Rot.	Pitch	Part #	Dia.	Rot.	Pitch	Part #	Dia.	Rot.	Pitch	Part #
								11-1/2	R	8	992401
				12-1/4	R	9	992601	11-1/2	R	9	992402
				11-3/4	R	10	992602	11-1/2	R	10	992403
10-3/8	R	11	992404	11-5/8	R	11	992603				
10-3/8	R	12	992405	11-3/8	R	12	992604				
10-3/8	R	13	992406	11-1/8	R	13	992605				
10-3/8	R	14	992407	11-1/4	R	14	992606				
10	R	15	992408								
10	R	16	992409								

Drop-In Hub

Use XHS® Hub Kit

115

Refer to Pages 47-48 for Details on Hub Kit Components.



STAINLESS STEEL PROPELLERS

Dia.	Rot.	Pitch	Bld #	OEM Part #	Part #
10-3/4	R	12	3		993405
10-1/2	R	13	3		993406
10-3/8	R	14	3		993407
10-1/8	R	15	3		993408

Drop-In Hub

Use XHS® Hub Kit

115

Refer to Pages 47-48 for Details on Hub Kit Components.



ALUMINUM PROPELLERS

Boat Description/ Length	Dia.	Rot.	Pitch	Bld #	OEM Part #	Part #
	18'-21' - AL	12-1/4	R	9	3	
18'-21' - AL	11-3/4	R	10	3	58100-88L10-019	032045
17'-19' - AL	11-5/8	R	11	3	58100-88L21-019	032044
16'-18' - LL	11-3/8	R	12	3	58100-88L31-019	032043
14'-16' - LL	11-1/8	R	13	3	58100-88L41-019	032042
12'-14' - LL	11-1/4	R	14	3	58100-88L51-019	032041
12'-14' - LL	11	R	15	3	58100-88L61-019	032040

Rubber Hub Bushing



STAINLESS STEEL PROPELLERS

Dia.	Rot.	Pitch	Bld #	OEM Part #	Part #
10-1/8	R	13	3		933213
10-1/8	R	15	3		933215

Drop-In Hub

Use XHS® Hub Kit





115

Refer to Pages 47-48 for Details on Hub Kit Components.

60-140 HORSEPOWER • 4-1/4" GEARCASE

Thru Hub Exhaust & 13 Tooth Spline

DF 60 4-Stroke.....1998-2009	DT 85.....1979-2000	DT 115.....1981-2001
DF 70 4-Stroke.....1998-2008	DT 90.....1989-1997	DT 140.....1981-2001
DT 75.....1983-1997	DT 100.....1989-2000	

																								
3-BLADE ALUMINUM					4-BLADE ALUMINUM					STAINLESS STEEL PROPELLERS														
Dia.	Rot.	Pitch	Bld #	Part #	Dia.	Rot.	Pitch	Bld #	Part #	Dia.	Rot.	Pitch	Bld #	OEM Part #	Part #	Dia.	Rot.	Pitch	Bld #	OEM Part #	Part #			
14	R	11	3	992209	13-7/8	R	11	4	941411	13-3/8	R	15	3	993143	993143									
13-3/4	R	13	3	992212	13-7/8	R	13	4	941413	13-3/8	L	15	3	993153	993153									
13-1/2	R	15	3	992213	13-3/8	R	15	4	941415	13-1/4	R	17	3	993144	993144									
13-1/4	R	17	3	992214	13	R	17	4	941417	13-1/4	L	17	3	993154	993154									
13	R	19	3	992215	12-1/2	R	19	4	941419	13-1/8	R	19	3	993145	993145									
13	R	21	3	992216						13-1/8	L	19	3	993155	993155									
										13	R	21	3	993146	993146									
										13	L	21	3	993156	993156									
Boat Description/Length																								
	ALUMINUM PROPELLERS										STAINLESS STEEL PROPELLERS													
	Dia.	Rot.	Pitch	Bld #	OEM Part #	Part #	Dia.	Rot.	Pitch	Bld #	OEM Part #	Part #	Dia.	Rot.	Pitch	Bld #	OEM Part #	Part #	Dia.	Rot.	Pitch	Bld #	OEM Part #	Part #
	CR, HB	14	R	11	3	061107																		
	22' & Up	13-3/4	R	13	3	58100-99E00-019	061105																	
	19'-22' - AL, SK	13-1/2	R	15	3	58100-94500-019	061101																	
	18'-21' - AL, SK	13-1/4	R	17	3	58100-94512-019	061102																	
17'-20' - AL, SK	13	R	19	3	58100-94522-019	061103																		
15'-18' - AL, SK	13	R	21	3	58100-94532-019	061104																		

Drop-In Hub

Use XHS II® Hub Kit

210

Do NOT use Gearcase Adapter Ring supplied with propeller.

Refer to Pages 47-48 for Details on Hub Kit Components.

Drop-In Hub

Use XHS II® Hub Kit

210

Do NOT use Gearcase Adapter Ring supplied with propeller.

Refer to Pages 47-48 for Details on Hub Kit Components.

Rubber Hub Bushing

Drop-In Hub

Use XHS II® Hub Kit

210

Do NOT use Gearcase Adapter Ring supplied with propeller.



70-140 HORSEPOWER (4-STROKE) • 4-1/4" GEARCASE

Thru Hub Exhaust & 15 Tooth Spline



DF 70A 4-Stroke2009 & Newer
 DF 80A 4-Stroke2009 & Newer
 DF 90 4-Stroke2001-2008

DF 90A 4-Stroke2009 & Newer
 DF 100 4-Stroke2009 & Newer
 DF 115 4-Stroke2001-2012

DF 115A 4-Stroke2013 & Newer
 DF 140 4-Stroke2002-2012
 DF 140A 4-Stroke2013 & Newer

										Drop-In Hub											Drop-In Hub
3-BLADE ALUMINUM					4-BLADE ALUMINUM					Use XHS II® Hub Kit 225 / 226 / 227*	STAINLESS STEEL PROPELLERS						Use XHS II® Hub Kit 225 / 226 / 227*				
Dia.	Rot.	Pitch	Bld #	Part #	Dia.	Rot.	Pitch	Bld #	Part #		Dia.	Rot.	Pitch	Bld #	OEM Part #	Part #					
14	R	11	3	992209	13-7/8	R	11	4	941411												
13-3/4	R	13	3	992212	13-7/8	R	13	4	941413												
13-1/2	R	15	3	992213	13-3/8	R	15	4	941415	13-3/8	R	15	3		993143						
										13-3/8	L	15	3		993153						
13-1/4	R	17	3	992214	13	R	17	4	941417	13-1/4	R	17	3		993144						
										13-1/4	L	17	3		993154						
13	R	19	3	992215	12-1/2	R	19	4	941419	13-1/8	R	19	3		993145						
										13-1/8	L	19	3		993155						
13	R	21	3	992216						13	R	21	3		993146						
										13	L	21	3		993156						

USE Gearcase Adapter Ring supplied with propeller.
 Refer to Pages 47-48 for Details on Hub Kit Components.

Boat Description/ Length							Rubber Hub Bushing											Drop-In Hub Use XHS II® Hub Kit 225 / 226 / 227* USE Gearcase Adapter Ring supplied with propeller.
	ALUMINUM PROPELLERS							STAINLESS STEEL PROPELLERS										
	Dia.	Rot.	Pitch	Bld #	OEM Part #	Part #		3-BLADE BALLISTIC			3-BLADE BALLISTIC XL							
20'-24' - AL, SK	14	R	15	3	58100-90J41-019	061020		13-5/8	R	15	3	933415						
17'-19' - AL, SK	14	R	17	3	58100-90J01-019	061024		13-1/2	R	17	3	933417						
16'-18' - AL, SK	14	R	19	3	58100-90J11-019	061028		13-3/8	R	19	3	933419						
15'-18' - AL, SK	14	R	21	3	58100-90J21-019	061032		13-1/8	R	21	3	933421	13-1/2	R	22	3	953422	
													13-1/2	R	24	3	953424	

Note: For DF 90 / DF 100 / DF 115 HP 4-Stroke engine applications use XHS II® (Drop-In Hub) Kit #225.
 For DF 115A / DF 140 HP / DF 140A 4-Stroke engine applications use XHS II® (Drop-In Hub) Kit #226.
 For DF 70A / 80A / 90A applications use XHS II® (Drop-In Hub) Kit #227.

150-300 HORSEPOWER • 4-3/4" GEARCASE

Thru Hub Exhaust & 15 Tooth Spline

DT 1501986-2003
 DF 150 4-Stroke.....2006 & Newer
 DF 150TG2014 & Newer
 DT 1751987-1992
 DF 175 4-Stroke.....2006 & Newer
 DT 175TG2014 & Newer

DT 200.....1986-2000
 DF 200 4-StrokeⓈ2004 & Newer
 DT 225.....1986-2003
 DF 225 4-StrokeⓈ2004 & Newer

DF 250 4-StrokeⓈ2004 & Newer
 DF 250AP 4-StrokeⓈ2014 & Newer
 DF 300 4-StrokeⓈ2007 & Newer
 DF 300AP 4-StrokeⓈ2014 & Newer

Ⓢ Listed propeller diameters are slightly less than original equipment propeller.

*For engines 300 HP or higher, use "High Horsepower Sleeve" (P/N 991372). See Page 43 for more details.



3-BLADE ALUMINUM					4-BLADE ALUMINUM				
Dia.	Rot.	Pitch	Bld #	Part #	Dia.	Rot.	Pitch	Bld #	Part #
16	R	13	3	992001					
15-1/4	R	15	3	992002					
NEW 16	R	16	3	931516					
15	R	17	3	992003	15	R	16	4	992202
14-1/2	R	19	3	992004	14-1/2	R	18	4	992203
14-1/4	R	21	3	992005	14	R	20	4	992204
14	R	23	3	992006					

Drop-In Hub
 Use XHS II® Hub Kit
204
 Refer to Pages 47-48 for Details on Hub Kit Components.

STD. 3-BLADE				LG DIAMETER 3-BLADE				4-BLADE			
Dia.	Rot.	Pitch	Part #	Dia.	Rot.	Pitch	Part #	Dia.	Rot.	Pitch	Part #
14-3/8	R	15	993042								
14-3/8	L	15	993052								
14-1/4	R	17	993043	15-1/2	R	17	993023	14-5/8	R	16	993203
14-1/4	L	17	993053	15-1/2	L	17	993033	14-5/8	L	16	993213
14-1/8	R	19	993044	15-1/4	R	19	993024	14-3/8	R	18	993204
14-1/8	L	19	993054	15-1/4	L	19	993034	14-3/8	L	18	993214
14	R	21	993045	14-3/4	R	21	993025	14-1/8	R	20	993205
14	L	21	993055	14-3/4	L	21	993035	14-1/8	L	20	993215
13-7/8	R	23	993046	14-5/8	R	23	993026	14	R	22	993206
13-7/8	L	23	993056	14-5/8	L	23	993036	14	L	22	993216

Drop-In Hub
 Use XHS II® Hub Kit
204
 Refer to Pages 47-48 for Details on Hub Kit Components.



NEW **BALLISTIC** STAINLESS STEEL PROPS **NEW**
STAINLESS STEEL PROPELLERS

3-BLADE BALLISTIC					3-BLADE BALLISTIC XL				
Dia.	Rot.	Pitch	Bld #	Part #	Dia.	Rot.	Pitch	Bld #	Part #
14-7/8	R	15	3	* 933515					
14-3/4	R	17	3	* 933517					
14-3/4	L	17	3	* 937517					
14-1/2	R	19	3	* 933519					
14-1/2	L	19	3	* 937519					
14-3/8	R	21	3	* 933521					
14-3/8	L	21	3	* 937521					
14-1/4	R	23	3	* 933523					
14-1/4	L	23	3	* 937523					
14-1/4	R	25	3	* 933525					
					14-3/4	R	22	3	* 953522
					14-3/4	R	24	3	* 953524
					14-3/4	R	26	3	* 953526



* May interfere with trim tab.

Drop-In Hub
 Use XHS II® Hub Kit
204
 Refer to Pages 47-48 for Details on Hub Kit Components.

6-8 HORSEPOWER

Thru Hub Exhaust & 7 Tooth Spline • Replaces Yamaha® “N” Series Propellers



6 HP 2-Stroke1986-2000 8 HP 2-Stroke 1986-2009 F9.9 4-Stroke2008 & Newer
 F6 4-Stroke.....2001-2010 F8 4-Stroke2001 & Newer

Boat Description/ Length							 102002	Rubber Hub Bushing
	ALUMINUM PROPELLERS							
	Dia.	Rot.	Pitch	Bld #	OEM Part #	Part #		
General Usage	8-1/2	R	7-1/2	3	6G1-45943-00-EL	102002		

8 HORSEPOWER

Non-Thru Hub Exhaust & Pin Drive



8 HP.....1976-1983

Boat Description/ Length							 012008	Rubber Hub Bushing
	ALUMINUM PROPELLERS							
	Dia.	Rot.	Pitch	Bld #	OEM Part #	Part #		
14'-16' - AL	8-1/4	R	8	3		012008		

9.9-20 HORSEPOWER • 2-1/2” GEARCASE

Thru Hub Exhaust & 8 Tooth Spline • Replaces Yamaha® “J” Series Propellers



9.9 HP 2-Stroke1984-2009 15 HP 2-Stroke 1984-2009 F15 C2007 & Newer
 F9.9 4-Stroke.....2000-2007 F15 4-Stroke1998 & Newer F20 4-Stroke2007 & Newer

Boat Description/ Length							 102003	Rubber Hub Bushing
	ALUMINUM PROPELLERS							
	Dia.	Rot.	Pitch	Bld #	OEM Part #	Part #		
13'-17' - HL	9-1/4	R	8	3	63V-45947-00-00	102003		
12'-15' - AL	9-1/4	R	9	3	63V-45945-10-00	102004		
12'-15' - AL	9-1/4	R	10-1/2	3	683-45943-00-00	102005		

15-28 HORSEPOWER

Non-Thru Hub Exhaust & Pin Drive


15A & W15 HP1976-1983 25 HP 2 Cyl. 1977-1979 28 HP 1976-1978
 20 HP.....1976-1978


Boat Description/ Length							 012011	Rubber Hub Bushing
	ALUMINUM PROPELLERS							
	Dia.	Rot.	Pitch	Bld #	OEM Part #	Part #		
HB, SB	9-1/4	R	7	3	650-45943-01-36	012102		
12'-14' - HL	9	R	9	3		012109		
12'-14' - HL	9	R	10	3	651-45947-00-36	012011		
12'-14' - AL	9-1/4	R	11	3	653-45941-01-36	012013		


20-30 HORSEPOWER • 3" GEARCASE


Thru Hub Exhaust & 10 Tooth Spline • Replaces Yamaha® "F" Series Propellers • **!** MUST use Gearcase Adapter Ring supplied with propeller.

20 HP.....1996-1997 F25 4-Stroke..... 1998-2006; 2010 & Newer 30 HP..... 1983-2002
 25 HP..... 1980 & Newer

		 ALUMINUM PROPELLERS					Drop-In Hub Use XHS® Hub Kit 123 ! MUST USE GEARCASE ADAPTER RING SUPPLIED WITH PROPELLER.
Boat Description/ Length	Dia.	Rot.	Pitch	Bld #	OEM Part #	Part #	
16'-18' - AL	10-1/2	R	9	3		992501	
14'-17' - AL	10-1/2	R	10	3		992502	
14'-17' - AL	10-1/2	R	11	3		992503	
13'-16' - LL	10-1/8	R	12	3		992504	
13'-16' - LL	10-1/8	R	13	3		992505	
13'-16' - LL	10-1/8	R	14	3		992506	



		 ALUMINUM PROPELLERS					Rubber Hub Bushing
Boat Description/ Length	Dia.	Rot.	Pitch	Bld #	OEM Part #	Part #	
16'-18' - AL	9-7/8	R	9	3	664-45941-01-00	022001	
14'-17' - AL	9-7/8	R	10-1/2	3	664-45945-00-00	022002	
13'-16' - LL	9-7/8	R	12	3	664-45954-01-00	022003	
13'-16' - LL							
13'-16' - LL							


							Drop-In Hub Use XHS® Hub Kit 123 ! MUST USE GEARCASE ADAPTER RING SUPPLIED WITH PROPELLER.
Boat Description/ Length	Dia.	Rot.	Pitch	Bld #	OEM Part #	Part #	
	10-1/8	R	13	3		933013	
	10-1/8	R	15	3		933015	


* May interfere with trim tab.


25-60 HORSEPOWER • 3-1/2" GEARCASE


Thru Hub Exhaust & 13 Tooth Spline • Replaces Yamaha® "G" Series Propellers

T25 HP.....2010 & Newer 48 HP..... 1995-2000 55 HP..... 1976-1995
 F30 4-Stroke.....2001-2005 50 HP (Not T50)..... 1984 & Newer 60 HP..... 1976-1991
 40 HP (Includes 40C)..... 1984 & Newer F50 4-Stroke..... 1995 & Newer F60 4-Stroke..... 1999 & Newer
 F40 4-Stroke..... 1999 & Newer

		 ALUMINUM PROPELLERS								Drop-In Hub Use XHS® Hub Kit 117 Refer to Pages 47-48 for Details on Hub Kit Components.	
3-BLADE	Dia.	Rot.	Pitch	Part #	LG. DIAMETER 3-BLADE		4-BLADE				
					Dia.	Rot.	Pitch	Part #	Dia.		Rot.
								11-1/2	R	8	992401
								12-1/4	R	9	992601
								11-3/4	R	10	992602
								11-1/2	R	10	992403
10-3/8	R	11	992404	11-5/8	R	11	992603				
10-3/8	R	12	992405	11-3/8	R	12	992604				
10-3/8	R	13	992406	11-1/8	R	13	992605				
10-3/8	R	14	992407	11-1/4	R	14	992606				
10	R	15	992408								
10	R	16	992409								

		 STAINLESS STEEL PROPELLERS					Drop-In Hub Use XHS® Hub Kit 117 Refer to Pages 47-48 for Details on Hub Kit Components.
Boat Description/ Length	Dia.	Rot.	Pitch	Bld #	OEM Part #	Part #	
	10-3/4	R	12	3	MAR-GYT3B-03-12	993405	
	10-1/2	R	13	3	MAR-GYT3B-03-13	993406	
	10-3/8	R	14	3	MAR-GYT3B-03-14	993407	
	10-1/8	R	15	3	MAR-GYT3B-03-15	993408	

		 ALUMINUM PROPELLERS					Rubber Hub Bushing
Boat Description/ Length	Dia.	Rot.	Pitch	Bld #	OEM Part #	Part #	
19'-22' - LL	12-1/4	R	9	3	663-45956-01-00	032046	
19'-22' - LL	11-3/4	R	10	3		032045	
17'-19' - AL, SK	11-5/8	R	11	3	69W-45947-00-00	032044	
16'-17' - AL, SK	11-3/8	R	12	3	69W-45952-00-00	032043	
14'-16' - AL, SK	11-1/8	R	13	3	69W-45945-00-00	032042	
12'-14' - LL	11-1/4	R	14	3	69W-45958-00-00	032041	
12'-14' - LL	11	R	15	3	69W-45943-00-00	032040	

							Drop-In Hub Use XHS® Hub Kit 117 Refer to Pages 47-48 for Details on Hub Kit Components.
Boat Description/ Length	Dia.	Rot.	Pitch	Bld #	OEM Part #	Part #	
	10-1/8	R	13	3		933213	
	10-1/8	R	15	3		933215	

50-130 HORSEPOWER • 4-1/4" GEARCASE

Thru Hub Exhaust & 15 Tooth Spline • Replaces Yamaha® "K" Series Propellers

T50 HP 1996 & Newer
 T60 HP 2003 & Newer
 60 HP (Includes C60/E60/P60) 1992-2005
 F70 4-Stroke 2010 & Newer
 70 HP 1984 & Newer
 F75 4-Stroke 2003 & Newer

75 HP (Includes C75/E75/P75) 1994-1999
 80 HP 1997
 F80 4-Stroke 1999-2002
 85 HP 1991-1997
 F90 4-Stroke 1999 & Newer

90 HP (Includes C90) 1984 & Newer
 F100 4-Stroke 1999-2002
 F115 4-Stroke 2000 & Newer
 115 HP (Includes C115/P115) 1984 & Newer
 130 HP 1984-2003

※ Trim Tab 6E5-45371-10-00 is required when using stainless steel propellers on Yamaha engines, 50-130 HP.

										Drop-In Hub Use XHS II® Hub Kit 203 / 208 USE Gearcase Adapter Ring supplied with propeller. Refer to Pages 47-48 for Details on Hub Kit Components.											Drop-In Hub Use XHS II® Hub Kit 203 / 208 USE Gearcase Adapter Ring supplied with propeller. Refer to Pages 47-48 for Details on Hub Kit Components.
3-BLADE ALUMINUM					4-BLADE ALUMINUM						STAINLESS STEEL PROPELLERS										
Dia.	Rot.	Pitch	Bld #	Part #	Dia.	Rot.	Pitch	Bld #	Part #		Dia.	Rot.	Pitch	Bld #	OEM Part #	Part #	Dia.	Rot.	Pitch	Bld #	
14	R	11	3	992209	13-7/8	R	11	4	941411												
13-3/4	R	13	3	992212	13-7/8	R	13	4	941413												
13-1/2	R	15	3	992213	13-3/8	R	15	4	941415	13-3/8	R	15	3		※ 993143						
										13-3/8	L	15	3		※ 993153						
13-1/4	R	17	3	992214	13	R	17	4	941417	13-1/4	R	17	3	688-45930-02-00	※ 993144						
										13-1/4	L	17	3		※ 993154						
13	R	19	3	992215	12-1/2	R	19	4	941419	13-1/8	R	19	3	688-45970-03-00	※ 993145						
										13-1/8	L	19	3		※ 993155						
13	R	21	3	992216						13	R	21	3	688-45972-02-00	※ 993146						
										13	L	21	3		※ 993156						

Boat Description/ Length							Rubber Hub Bushing											Drop-In Hub Use XHS II® Hub Kit 203 / 208 USE Gearcase Adapter Ring supplied with propeller. Refer to Pages 47-48 for Details on Hub Kit Components.			
	ALUMINUM PROPELLERS							STAINLESS STEEL PROPELLERS													
	Dia.	Rot.	Pitch	Bld #	OEM Part #	Part #		3-BLADE BALLISTIC					3-BLADE BALLISTIC XL								
Dia.	Rot.	Pitch	Bld #	Part #		Dia.	Rot.	Pitch	Bld #	Part #	Dia.	Rot.	Pitch	Bld #	Part #	Dia.	Rot.	Pitch	Bld #	Part #	
25' & Up- AL	14	R	11	3																	
22'-25' - AL	13-5/8	R	13	3	6E5-45949-00-00 ◆	101031															
22'-25' - AL	13-3/4	R	13	3		101131															
20'-24' - AL	13-1/2	R	15	3	6E5-45947-00-00 ◆	101032															
20'-24' - AL	13-1/2	R	15	3		101132															
17'-19' - AL	13-1/4	R	17	3	6E5-45945-01-00 ◆	101033															
17'-19' - AL	13-1/4	R	17	3		101133															
16'-18' - AL	13	R	19	3	6E5-45941-00-00 ◆	101034															
16'-18' - AL	13	R	19	3		101134															
15'-18' - AL	13	R	21	3		101135															
High Performance																	13-1/2	R	22	3	※ 953422
High Performance																	13-1/2	R	24	3	※ 953424

※ May interfere with trim tab.

Note: For 115 HP, F115 (4-Stroke), and 130 HP engine applications use XHS II® (Drop-In Hub) Kit #203.
 For all other engine applications use XHS II® (Drop-In Hub) Kit #208.

80-140 HORSEPOWER

Thru Hub Exhaust & 15 Tooth Spline

80 HP 1977-1983

90 & 115 HP 1978-1983

140 HP 1978-1979

See Mercury® 40-140 HP Product Offering on Page 23.

150-175 HORSEPOWER

Thru Hub Exhaust & 15 Tooth Spline

150 HP 1979-1983

175 HP 1978-1979

See Mercury® V-6 Product Offering on Page 24.

◆ OEM-equivalent blade geometry.

※ To avoid damage or injury, replace standard trim tab with trim tab 6E5-45371-10-00.

150-300 HORSEPOWER • 4-3/4" GEARCASE

Thru Hub Exhaust & 15 Tooth Spline • Replaces Yamaha® "M" or "T" Series Propellers

150 HP.....	1986 & Newer
F150 4-Stroke.....	2004 & Newer
175 HP.....	1984 & Newer
F175 4-Stroke.....	2014 & Newer
200 HP.....	1984 & Newer
200 HP V MAX®.....	2001
F200 4-Stroke.....	2002 & Newer
VF200 V MAX® SHO.....	2010 & Newer

220 HP (Special)	1984-1985
225 HP (Excel)	1987-1988
225 HP.....	1986 & Newer
F225 4-Stroke.....	2002 & Newer
VF225 V MAX® SHO	2010 & Newer
F225 Offshore	2010 & Newer
250 HP.....	1990 & Newer
250 HP V MAX®	2001

F250 4-Stroke	2002 & Newer
VF250 V MAX® SHO	2010 & Newer
F250 Offshore.....	2010 & Newer
300 HP	2004-2007
F300 Offshore.....	2010 & Newer

*For engines 300 HP or higher, use "High Horsepower Sleeve" (P/N 991372). See Page 43 for more details.



3-BLADE ALUMINUM

4-BLADE ALUMINUM

STD. 3-BLADE

LG DIAMETER 3-BLADE

4-BLADE

Dia.	Rot.	Pitch	Bld #	Part #	Dia.	Rot.	Pitch	Bld #	Part #
16	R	13	3	992001					
15-1/4	R	15	3	992002					
NEW 16	R	16	3	931516					
15	R	17	3	992003	15	R	16	4	992202
14-1/2	R	19	3	992004	14-1/2	R	18	4	992203
14-1/4	R	21	3	992005	14	R	20	4	992204
14	R	23	3	992006					

Drop-In Hub
Use XHS II® Hub Kit
203
Refer to Pages 47-48 for Details on Hub Kit Components.

Dia.	Rot.	Pitch	Part #	Dia.	Rot.	Pitch	Part #	Dia.	Rot.	Pitch	Part #
14-3/8	R	15	993042								
14-3/8	L	15	993052								
14-1/4	R	17	993043	15-1/2	R	17	993023	14-5/8	R	16	993203
14-1/4	L	17	993053	15-1/2	L	17	993033	14-5/8	L	16	993213
14-1/8	R	19	993044	15-1/4	R	19	993024	14-3/8	R	18	993204
14-1/8	L	19	993054	15-1/4	L	19	993034	14-3/8	L	18	993214
14	R	21	993045	14-3/4	R	21	993025	14-1/8	R	20	993205
14	L	21	993055	14-3/4	L	21	993035	14-1/8	L	20	993215
13-7/8	R	23	993046	14-5/8	R	23	993026	14	R	22	993206
13-7/8	L	23	993056	14-5/8	L	23	993036	14	L	22	993216

Drop-In Hub
Use XHS II® Hub Kit
203
Refer to Pages 47-48 for Details on Hub Kit Components.



ALUMINUM PROPELLERS

STAINLESS STEEL PROPELLERS

Boat Description/ Length	Dia.	Rot.	Pitch	Bld #	OEM Part #	Part #
	20'-22' - AL, SK	15-1/4	R	15	3	6G5-45941-00-00
19'-21' - AL, SK	14-1/2	R	17	3	6G5-45947-01-00	101027
19'-21' - AL, SK						
18'-20' - AL, SK	14	R	19	3	6G5-45945-01-00	101028
18'-20' - AL, SK						
18'-20' - AL, SK	13-3/4	R	21	3	6G5-45943-01-00	101029
18'-20' - AL, SK						
Up to 18' - AL, SK						
Up to 18' - AL, SK						
Up to 18' - AL, SK						
High Performance						
High Performance						
High Performance						

Rubber Hub Bushing

3-BLADE BALLISTIC						3-BLADE BALLISTIC XL					
Dia.	Rot.	Pitch	Bld #	Part #		Dia.	Rot.	Pitch	Bld #	Part #	
14-7/8	R	15	3	933515							
14-3/4	R	17	3	933517							
14-3/4	L	17	3	937517							
14-1/2	R	19	3	933519							
14-1/2	L	19	3	937519							
14-3/8	R	21	3	933521							
14-3/8	L	21	3	937521							
14-1/4	R	23	3	933523							
14-1/4	L	23	3	937523							
14-1/4	R	25	3	933525							
						14-3/4	R	22	3	* 953522	
						14-3/4	R	24	3	* 953524	
						14-3/4	R	26	3	* 953526	

Drop-In Hub
Use XHS II® Hub Kit
203
Refer to Pages 47-48 for Details on Hub Kit Components.

* May interfere with trim tab.



YAMAHA STERNDRIVES • 4-3/4" GEARCASE



Thru Hub Exhaust & 15 Tooth Spline

3.0 L (130 HP) EST/PSR1989-1993
 4.3 L (205 HP) EST/PSR/YEMS 1989-1993

5.0 L (205 HP) EST/PSR/YEMS 1989-1993
 5.7 L (260 HP) EST/PSR/YEMS 1989-1993

7.4 L (300 HP*) Hydra Drive EST 1992-1993
 *For engines 300 HP or higher, use "High Horsepower Sleeve" (P/N 991372). See Page 43 for more details.

																							
3-BLADE ALUMINUM					4-BLADE ALUMINUM					Drop-In Hub Use XHS II® Hub Kit 203 <small>Refer to Pages 47-48 for Details on Hub Kit Components.</small>	STD. 3-BLADE				LG DIAMETER 3-BLADE				4-BLADE		Drop-In Hub Use XHS II® Hub Kit 203 <small>Refer to Pages 47-48 for Details on Hub Kit Components.</small>		
Dia.	Rot.	Pitch	Bld #	Part #	Dia.	Rot.	Pitch	Bld #	Part #		Dia.	Rot.	Pitch	Part #	Dia.	Rot.	Pitch	Part #	Dia.	Rot.		Pitch	Part #
16	R	13	3	992001																			
15-1/4	R	15	3	992002						14-3/8	R	15	993042										
NEW 16	R	16	3	931516						14-3/8	L	15	993052										
15	R	17	3	992003	15	R	16	4	992202	14-1/4	R	17	993043	15-1/2	R	17	993023	14-5/8	R	16	993203		
										14-1/4	L	17	993053	15-1/2	L	17	993033	14-5/8	L	16	993213		
14-1/2	R	19	3	992004	14-1/2	R	18	4	992203	14-1/8	R	19	993044	15-1/4	R	19	993024	14-3/8	R	18	993204		
										14-1/8	L	19	993054	15-1/4	L	19	993034	14-3/8	L	18	993214		
14-1/4	R	21	3	992005	14	R	20	4	992204	14	R	21	993045	14-3/4	R	21	993025	14-1/8	R	20	993205		
										14	L	21	993055	14-3/4	L	21	993035	14-1/8	L	20	993215		
14	R	23	3	992006						13-7/8	R	23	993046	14-5/8	R	23	993026	14	R	22	993206		
										13-7/8	L	23	993056	14-5/8	L	23	993036	14	L	22	993216		

Boat Description/ Length								Rubber Hub Bushing								Drop-In Hub Use XHS II® Hub Kit 203 <small>Refer to Pages 47-48 for Details on Hub Kit Components.</small>
	ALUMINUM PROPELLERS								STAINLESS STEEL PROPELLERS							
	Dia.	Rot.	Pitch	Bld #	OEM Part #	Part #	Dia.		Rot.	Pitch	Bld #	OEM Part #	Part #			
21"-26" (18-31 MPH)	15-1/4	R	15	3	6G5-45941-00-98	101025		14-7/8	R	15	3	933515				
19"-23" (27-37 MPH)	14-1/2	R	17	3	6G5-45947-01-98	101027		14-3/4	R	17	3	933517				
19"-23" (27-37 MPH)								14-3/4	L	17	3	937517				
17"-21" (33-42 MPH)	14	R	19	3	6G5-45945-01-98	101028		14-1/2	R	19	3	933519				
17"-21" (33-42 MPH)								14-1/2	L	19	3	937519				
18"-19" (37-46 MPH)	13-3/4	R	21	3	6G5-45943-01-98	101029		14-3/8	R	21	3	933521				
18"-19" (37-46 MPH)								14-3/8	L	21	3	937521				
17"-19" (39-48 MPH)								14-1/4	R	23	3	933523				
17"-19" (39-48 MPH)								14-1/4	L	23	3	937523				

MERCURISER®, ALPHA ONE™, BRAVO ONE™ • 4-3/4" GEARCASE

Thru Hub Exhaust & 15 Tooth Spline

MODELS 1A, 1B, 1C.....Thru 1982
 MODELS 120, 140, 145 DTS.....Thru 1982
 MODELS 165, 228, 470, 485, 888, 898 ... Thru 1982
 MODELS 225S, 233, 255TRS.....Thru 1982
 MODELS 260, 280TRS, 330TRSThru 1982
 120-190 HP Mercuriser®.....1983-1985
 200-260 HP Mercuriser®.....1983-1985

Alpha One™
 2.5L - 5.7L Alpha One™
 6.2L MPI Alpha One™
 262, 350, 454 Magnum
 320 EFI Alpha One™

All Years
 All Years
 All Years
 All Years

Bravo One™ (Bravo One™ & Bravo One™ X Drives only)
 320 EFI, 350, 377All Years
 5.0L - 7.4L Bravo One™All Years
 D2.8L - D7.3L (Diesel).....All Years

*For engines 300 HP or higher, use "High Horsepower Sleeve" (P/N 991372). See Page 43 for more details.



3-BLADE ALUMINUM

4-BLADE ALUMINUM

STD. 3-BLADE

LG DIAMETER 3-BLADE

4-BLADE

Dia.	Rot.	Pitch	Bld #	Part #	Dia.	Rot.	Pitch	Part #
16	R	13	3	992001				
15-1/4	R	15	3	992002				
16	R	16	3	931516				
15	R	17	3	992003	15	R	16	4 992202
14-1/2	R	19	3	992004	14-1/2	R	18	4 992203
14-1/4	R	21	3	992005	14	R	20	4 992204
14	R	23	3	992006				

Drop-In Hub
 Use XHS II® Hub Kit
202
 Refer to Pages 47-48 for Details on Hub Kit Components.

Dia.	Rot.	Pitch	Part #	Dia.	Rot.	Pitch	Part #	Dia.	Rot.	Pitch	Part #
14-3/8	R	15	993042								
14-3/8	L	15	993052								
14-1/4	R	17	993043	15-1/2	R	17	993023	14-5/8	R	16	993203
14-1/4	L	17	993053	15-1/2	L	17	993033	14-5/8	L	16	993213
14-1/8	R	19	993044	15-1/4	R	19	993024	14-3/8	R	18	993204
14-1/8	L	19	993054	15-1/4	L	19	993034	14-3/8	L	18	993214
14	R	21	993045	14-3/4	R	21	993025	14-1/8	R	20	993205
14	L	21	993055	14-3/4	L	21	993035	14-1/8	L	20	993215
13-7/8	R	23	993046	14-5/8	R	23	993026	14	R	22	993206
13-7/8	L	23	993056	14-5/8	L	23	993036	14	L	22	993216

Drop-In Hub
 Use XHS II® Hub Kit
202
 Refer to Pages 47-48 for Details on Hub Kit Components.



ALUMINUM PROPELLERS

STAINLESS STEEL PROPELLERS

Boat Description/Length	Dia.	Rot.	Pitch	Bld #	OEM Part #	Part #
CR, HB	16	R	13	3	48-78114A45	031022
21'-24' - AL	15-1/4	R	15	3	48-78116A45	031023
20'-23' - AL, SK	16	R	16	3	48-16440A45	031051
19'-23' - AL, SK	14-1/2	R	17	3	48-78118A40	031024
19'-23' - AL, SK	15	R	17	3	48-832828A45	031064
19'-22' - AL, SK	15-1/2	R	18	3	48-11324A45	031052
18'-22' - AL, SK	14	R	19	3	48-78120A40	031025
18'-22' - AL, SK	14-1/2	R	19	3	48-832830A45	031065
18'-20' - AL, SK	13-3/4	R	21	3	48-78122A40	031026
18'-20' - AL, SK	14-1/4	R	21	3	48-832832A45	031066
17'-20' - AL, SK						
17'-20' - AL, SK						
Up to 18'						
High Performance						
High Performance						
High Performance						
4-BLADE MICHIGAN MATCH						
21'-24' - AL, SK	15	R	16	4	48-834850A45	031080
19'-23' - AL, SK	14-1/2	R	18	4	48-834852A45	031082
18'-20' - AL, SK	14	R	20	4	48-834854A45	031084

Rubber Hub Bushing
 Use MWM Kit 990312 (Conductivity Washer, Aft Washer) or MWM Kit 9661-1 (Fwd Washer, Conductivity Washer, Aft Washer, Tab Washer, Propeller Nut)
 See Page 24 for details.

3-BLADE BALLISTIC					3-BLADE BALLISTIC XL				
Dia.	Rot.	Pitch	Bld #	Part #	Dia.	Rot.	Pitch	Bld #	Part #
14-7/8	R	15	3	933515					
14-3/4	R	17	3	933517					
14-3/4	L	17	3	937517					
14-1/2	R	19	3	933519					
14-1/2	L	19	3	937519					
14-3/8	R	21	3	933521					
14-3/8	L	21	3	937521					
14-1/4	R	23	3	933523					
14-1/4	L	23	3	937523					
14-1/4	R	25	3	933525					
					14-3/4	R	22	3	953522
					14-3/4	R	24	3	953524
					14-3/4	R	26	3	953526

Drop-In Hub
 Use XHS II® Hub Kit
202
 Refer to Pages 47-48 for Details on Hub Kit Components.

Key to Abbreviations: LL = Light Loads; SB = Sailboat; AL = All Loads; SK = Skiboat; WB = Workboat; HB = Houseboat; CR = Cruisers; HL = Heavy Loads; WD = Weedless

⊖ These applications will require an anode plate 76214Q5 (Quicksilver® Part Number).
 * When using these propellers, to avoid damage or injury, replace standard trim tab with trim tab 822777A1.

BRAVO ONE™ • OVER 365 HP • (SOLID HUB) • 4-3/4" GEARCASE

Thru Hub Exhaust & 15 Tooth Spline

454 Magnum (385 HP)1995 & Newer
 496 Magnum (375 HP)All Years

496 Magnum H.O. (425 HP).....All Years
 502 Magnum (390-415 HP)1990 & Newer

450 HP1995
 465 HP 1991 & 1994



Apollo® XHS®
Stainless Steel Propeller



Ballistic® XHS®
Stainless Steel Propeller



STD. 3-BLADE				LG DIAMETER 3-BLADE				4-BLADE			
Dia.	Rot.	Pitch	Part #	Dia.	Rot.	Pitch	Part #	Dia.	Rot.	Pitch	Part #
14-3/8	R	15	✳ 993042								
14-3/8	L	15	✳ 993052								
14-1/4	R	17	✳ 993043	15-1/2	R	17	◊ 993023	14-5/8	R	16	✳ 993203
14-1/4	L	17	✳ 993053	15-1/2	L	17	◊ 993033	14-5/8	L	16	✳ 993213
14-1/8	R	19	✳ 993044	15-1/4	R	19	◊ 993024	14-3/8	R	18	✳ 993204
14-1/8	L	19	✳ 993054	15-1/4	L	19	◊ 993034	14-3/8	L	18	✳ 993214
14	R	21	◊ 993045	14-3/4	R	21	◊ 993025	14-1/8	R	20	✳ 993205
14	L	21	◊ 993055	14-3/4	L	21	◊ 993035	14-1/8	L	20	✳ 993215
13-7/8	R	23	✳ 993046	14-5/8	R	23	◊ 993026	14	R	22	✳ 993206
13-7/8	L	23	✳ 993056	14-5/8	L	23	◊ 993036	14	L	22	✳ 993216

Drop-In Hub
 Use XHS II® Hub Kit
202SH
 Refer to Pages 47-48 for Details on Hub Kit Components.



STAINLESS STEEL PROPELLERS

3-BLADE BALLISTIC					3-BLADE BALLISTIC XL				
Dia.	Rot.	Pitch	Bld #	Part #	Dia.	Rot.	Pitch	Bld #	Part #
14-7/8	R	15	3	✳ 933515					
14-3/4	R	17	3	✳ 933517					
14-3/4	L	17	3	✳ 937517					
14-1/2	R	19	3	✳ 933519					
14-1/2	L	19	3	✳ 937519					
14-3/8	R	21	3	✳ 933521					
14-3/8	L	21	3	✳ 937521					
14-1/4	R	23	3	✳ 933523					
14-1/4	L	23	3	✳ 937523					
14-1/4	R	25	3	✳ 933525					
					14-3/4	R	22	3	✳ 953522
					14-3/4	R	24	3	✳ 953524
					14-3/4	R	26	3	✳ 953526

Drop-In Hub
 Use XHS II® Hub Kit
202SH
 Refer to Pages 47-48 for Details on Hub Kit Components.

REPLACEMENT PROPELLERS

Key to Abbreviations: LL = Light Loads; SB = Sailboat; AL = All Loads; SK = Skiboat; WB = Workboat; HB = Houseboat; CR = Cruisers; HL = Heavy Loads; WD = Weedless

◊ These applications will require an anode plate 76214Q5 (Quicksilver® Part Number).
 ✳ When using Ballistic® and Apollo® propellers, to avoid damage or injury, replace standard trim tab with trim tab 822777A1.

MODEL 400, COBRA® • 4-1/4" GEARCASE

Thru Hub Exhaust & 13 Tooth Spline

Model 400	Cobra®
2.3 L (120 HP) Thru 1991	2.3 L (128 HP) 1988-1991
2.5 L (120 HP) 1978-1984	2.5 L (120 HP) 1985-1987
3.0 L (140 HP) Thru 1989	3.0 L (140 HP) 1985-1987



3-BLADE ALUMINUM					4-BLADE ALUMINUM				
Dia.	Rot.	Pitch	Bld #	Part #	Dia.	Rot.	Pitch	Bld #	Part #
14	R	11	3	992209	13-7/8	R	11	4	941411
13-3/4	R	13	3	992212	13-7/8	R	13	4	941413
13-1/2	R	15	3	992213	13-3/8	R	15	4	941415
13-1/4	R	17	3	992214	13	R	17	4	941417
13	R	19	3	992215	12-1/2	R	19	4	941419
13	R	21	3	992216					

Drop-In Hub
Use XHS II® Hub Kit

206

Do NOT use Gearcase Adapter Ring supplied with propeller.

Refer to Pages 47-48 for Details on Hub Kit Components.

STAINLESS STEEL PROPELLERS					
Dia.	Rot.	Pitch	Bld #	OEM Part #	Part #
13-3/8	R	15	3		993143
13-3/8	L	15	3		993153
13-1/4	R	17	3		993144
13-1/4	L	17	3		993154
13-1/8	R	19	3		993145
13-1/8	L	19	3		993155
13	R	21	3		993146
13	L	21	3		993156

Drop-In Hub
Use XHS II® Hub Kit

206

Do NOT use Gearcase Adapter Ring supplied with propeller.

Refer to Pages 47-48 for Details on Hub Kit Components.

Boat Description/ Length	ALUMINUM PROPELLERS					
	Dia.	Rot.	Pitch	Bld #	OEM Part #	Part #
CR, HB	14	R	11	3	763301	012147
19'-22' - AL, SK	13-3/4	R	13	3	763302	011101
17'-19' - AL, SK	13-1/2	R	15	3	763466	011102
15'-17' - AL, SK	13-1/4	R	17	3	763463	011103
15'-17' - AL, SK	14	R	17	3	763463	011024
14'-16' - AL, SK	13	R	19	3	763464	011104
14'-16' - AL, SK	14	R	19	3	763464	011025
13'-15' - AL, SK	13	R	21	3	763465	011105

Rubber Hub Bushing

STAINLESS STEEL PROPELLERS					
Dia.	Rot.	Pitch	Bld #	OEM Part #	Part #
13-5/8	R	15	3		933415
13-1/2	R	17	3		933417
13-3/8	R	19	3		933419
13-1/8	R	21	3		933421

Drop-In Hub
Use XHS II® Hub Kit

206

Do NOT use Gearcase Adapter Ring supplied with propeller.

Refer to Pages 47-48 for Details on Hub Kit Components.

SEA DRIVE® 1982 & NEWER • 4-1/4" GEARCASE

Thru Hub Exhaust & 13 Tooth Spline

1.6 L V-4 1982 & Newer	1.8 L V-4 1987 & Newer
------------------------------	------------------------------

For twin installations increase pitch 2".



Boat Description/ Length	ALUMINUM PROPELLERS					
	Dia.	Rot.	Pitch	Bld #	OEM Part #	Part #
CR, HB	14	R	11	3	763301	012147
19'-22' - AL, SK	13-3/4	R	13	3	763302	011101
17'-19' - AL, SK	13-1/2	R	15	3	763466	011102
15'-17' - AL, SK	13-1/4	R	17	3	763463	011103
15'-17' - AL, SK	14	R	17	3	763463	011024
14'-16' - AL, SK	13	R	19	3	763464	011104
14'-16' - AL, SK	14	R	19	3	763464	011025
13'-15' - AL, SK	13	R	21	3	763465	011105

Rubber Hub Bushing

MODEL 800, KING COBRA®, COBRA®, SEA DRIVE® • 4-3/4" GEARCASE

Thru Hub Exhaust & 15 Tooth Spline

3.0 L1990-1993	5.0 L 1978-1993	7.4 L 1990-1993
3.2 L (Diesel)1992-1993	5.7 L 1978-1993	7.5 L 1987-1990
3.8 L1978-1985	5.8 L (Cobra®) 1989-1993	8.2 L 1992-1993
4.3 L1985-1993	5.8 L (King Cobra®) 1992-1994	Sea Drive® 2.0 L - 4.0 LAll Years

Includes H.O. and EFI Models

Note: For SX Drive, see Volvo Penta section on Page 40.




																							
3-BLADE ALUMINUM			4-BLADE ALUMINUM			Drop-In Hub	STD. 3-BLADE			LG DIAMETER 3-BLADE			4-BLADE			Drop-In Hub							
Dia.	Rot.	Pitch	Bld #	Part #	Dia.		Rot.	Pitch	Bld #	Part #	Dia.	Rot.	Pitch	Part #	Dia.		Rot.	Pitch	Part #				
16	R	13	3	992001																			
15-1/4	R	15	3	992002																			
NEW 16	R	16	3	931516																			
15	R	17	3	992003	15	R	16	4	992202														
14-1/2	R	19	3	992004	14-1/2	R	18	4	992203														
14-1/4	R	21	3	992005	14	R	20	4	992204														
14	R	23	3	992006																			
												ALUMINUM PROPELLERS						STAINLESS STEEL PROPELLERS					
												ALUMINUM PROPELLERS						STAINLESS STEEL PROPELLERS					
Boat Description/ Length	Dia.	Rot.	Pitch	Bld #	OEM Part #	Part #	Dia.	Rot.	Pitch	Bld #	OEM Part #	Part #	Dia.	Rot.	Pitch	Bld #	OEM Part #	Part #					
Non-Plane Heavy CR	15-1/2	R	13	3	763453	011016																	
22'-28" (22-32 MPH)	15-1/2	R	15	3	763471	011006																	
19'-26" (28-39 MPH)																							
18'-26" (30-46 MPH)	15	R	17	3	763467	011007																	
18'-26" (30-46 MPH)																							
17'-24" (36-52 MPH)	14-1/2	R	19	3	763468	011008																	
17'-24" (36-52 MPH)																							
16'-22" (40-60 MPH)	14-1/4	R	21	3	763469	011009																	
16'-22" (40-60 MPH)																							
15'-20" (45-66 MPH)	14-1/4	R	23	3	763470	011010																	
15'-20" (45-66 MPH)																							
Hi Perf. (50-66 MPH)																							

Note: For engine applications 1976-1990 use XHS II® (Drop-In Hub) Kit #201.
For engine applications 1991 & Newer use XHS II® (Drop-In Hub) Kit #200.

MODEL 14 LARGE GEARCASE 1967-1977

Non-Thru Hub Exhaust & Pin Drive

Suggestion: For twin installation increase pitch 2".
HP Range: 100-245

Boat Description/ Length							
	Dia.	Rot.	Pitch	Bld #	OEM Part #	Part #	
HP Range: 100-245	14	R	14	3	381185	012091	
HP Range: 100-245	14	R	16	3	381186	012092	

Key to Abbreviations: LL = Light Loads; SB = Sailboat; AL = All Loads; SK = Skiboat; WB = Workboat; HB = Houseboat; CR = Cruisers; HL = Heavy Loads; WD = Weedless

⊗ Limited Inventory Item.

SX COBRA™, VOLVO PENTA SX • 4-3/4" GEARCASE

Thru Hub Exhaust & 19 Tooth Spline

3.0 L.....1994 & Newer	5.7 L.....1994 & Newer	7.4 L.....1997 & Newer
4.3 L.....1994 & Newer	5.8 L.....1994-1997	8.2 L.....1997
5.0 L.....1994 & Newer		



3-BLADE ALUMINUM

4-BLADE ALUMINUM

STD. 3-BLADE

LG DIAMETER 3-BLADE

4-BLADE

Dia.	Rot.	Pitch	Bld #	Part #	Dia.	Rot.	Pitch	Bld #	Part #
16	R	13	3	992001					
15-1/4	R	15	3	992002					
NEW 16	R	16	3	931516					
15	R	17	3	992003	15	R	16	4	992202
14-1/2	R	19	3	992004	14-1/2	R	18	4	992203
14-1/4	R	21	3	992005	14	R	20	4	992204
14	R	23	3	992006					

Drop-In Hub

Use XHS II® Hub Kit

205

Refer to Pages 47-48 for Details on Hub Kit Components.

Dia.	Rot.	Pitch	Part #	Dia.	Rot.	Pitch	Part #	Dia.	Rot.	Pitch	Part #
14-3/8	R	15	993042								
14-3/8	L	15	993052								
14-1/4	R	17	993043	15-1/2	R	17	993023	14-5/8	R	16	993203
14-1/4	L	17	993053	15-1/2	L	17	993033	14-5/8	L	16	993213
14-1/8	R	19	993044	15-1/4	R	19	993024	14-3/8	R	18	993204
14-1/8	L	19	993054	15-1/4	L	19	993034	14-3/8	L	18	993214
14	R	21	993045	14-3/4	R	21	993025	14-1/8	R	20	993205
14	L	21	993055	14-3/4	L	21	993035	14-1/8	L	20	993215
13-7/8	R	23	993046	14-5/8	R	23	993026	14	R	22	993206
13-7/8	L	23	993056	14-5/8	L	23	993036	14	L	22	993216

Drop-In Hub

Use XHS II® Hub Kit

205

Refer to Pages 47-48 for Details on Hub Kit Components.



ALUMINUM PROPELLERS

Boat Description/ Length	Dia.	Rot.	Pitch	Bld #	OEM Part #	Part #
	24'-25' (26-36 MPH)	15-1/2	R	15	3	3850299
22'-27' (34-44 MPH)	15	R	17	3	3850300	161002
22'-27' (33-44 MPH)						
19'-25' (39-50 MPH)	14-1/2	R	19	3	3850301	161003
19'-25' (39-50 MPH)						
17'-22' (39-50 MPH)	14-1/4	R	21	3	3850302	161004
17'-22' (39-50 MPH)						
17'-20' (44-57 MPH)	14-1/4	R	23	3	3850303	161005
17'-20' (44-57 MPH)						

Rubber Hub Bushing


Dia.	Rot.	Pitch	Bld #	OEM Part #	Part #
14-7/8	R	15	3		933515
14-3/4	R	17	3		933517
14-3/4	L	17	3		937517
14-1/2	R	19	3		933519
14-1/2	L	19	3		937519
14-3/8	R	21	3		933521
14-3/8	L	21	3		937521
14-1/4	R	23	3		933523
14-1/4	L	23	3		937523

Drop-In Hub

Use XHS II® Hub Kit

205

Refer to Pages 47-48 for Details on Hub Kit Components.



AMBUSH®

Michigan Wheel Marine, the leader in propeller manufacturing technology, presents Ambush® towboat propellers. These propellers are 100% CNC machined for the ultimate in accuracy and consistency. Michigan Wheel Marine developed the CNC machining process for propellers in the mid-1980's and revolutionized the way propellers became manufactured worldwide. Originally, the CNC machining technology was used to manufacture custom propellers for large mega-yachts where accuracy is critical and design geometry is complex. Now, that same technology is being used to provide the best towboat propeller on the market.

Part Number	Dia x Pitch	Rotation	Bore	Part Number	Dia x Pitch	Rotation	Bore	Part Number	Dia x Pitch	Rotation	Bore
635101	13" x 13"	LH	1"	635400	14" x 18"	RH	1"	635404	14" x 18"	RH	1-1/4"
635103	13" x 13"	LH	1-1/8"	635401	14" x 18"	LH	1"	635405	14" x 18"	LH	1-1/4"
635300	13" x 16"	RH	1"	635402	14" x 18"	RH	1-1/8"	635443	14" x 20"	LH	1-1/8"
635302	13" x 16"	RH	1-1/8"	635403	14" x 18"	LH	1-1/8"				



DYNA-JET® CUPPED

Michigan Wheel Marine's Federal Series ski boat propellers provide consistent response to your throttle commands. The 3-Blade Dyna-Jet Cupped Propellers are made of a NiBrAl alloy which provides extra strength, less flex, and greater durability. All are cupped to minimize the performance draining effects of cavitation.

Part Number	Dia x Pitch	Rotation	Bore	Part Number	Dia x Pitch	Rotation	Bore	Part Number	Dia x Pitch	Rotation	Bore
310649	13" x 12"	LH	1"	310724	13" x 14"	RH	1"	310836	13" x 17"	RH	1"
310625	13" x 12-1/2"	LH	1-1/8"	310725	13" x 14"	LH	1"	311244	14" x 15"	RH	1"
310660	13" x 13"	RH	1"	310727	13" x 14"	LH	1-1/8"	311284	14" x 16"	RH	1"
310661	13" x 13"	LH	1"	310763	13" x 15"	LH	1"	311360	14" x 18"	RH	1-1/8"
310659	13" x 13"	LH	1-1/8"	310765	13" x 15"	LH	1-1/8"	311361	14" x 18"	LH	1-1/8"
310705	13" x 13-1/2"	LH	1-1/8"	310801	13" x 15-1/2"	LH	1-1/8"				



LIMITED WARRANTY

Michigan Wheel Marine warrants to the original consumer purchaser and original motor fitted, that for a period of one year from the date of purchase, the body of the Michigan Match[®], Vortex[®], Apollo[®] or Ballistic[®] propeller will be free of any defect in material or workmanship that results in blade or hub fracture or failure under normal pleasure boat usage. Michigan Wheel Marine also warrants to the original consumer purchaser, under the same parameters of use described above, that the propeller bushing, including XHS[®]/XHS II[®] hub kit components, will be free from any defect in material or workmanship for a period of one year from the date of purchase. Proof of purchase required for all warranty claims.

Some surface discoloration of propellers and hardware is unavoidable, and will not be covered by this warranty. This warranty also does not cover normal wear, accidental damage, modification, improper installation, improper maintenance, or other circumstances that are not the direct result of a defect in the material or workmanship of the propeller.

The sole obligation of Michigan Wheel Marine under this warranty is to repair or replace the propeller, in the sole discretion of Michigan Wheel Marine, and at its expense. In order to make a replacement claim, please contact the Michigan Wheel Marine Customer Service Department, at (616) 452-6941, for a "Return Materials Authorization" number (RMA#), and shipping instructions. The RMA# is to be indicated along with our given address on the label, and the shipping carton should include your return shipping address, your phone number, and a copy of your original purchase receipt. The warranty will not cover any expense of propeller removal, shipping, or reinstallation of the propeller.

The above warranty is Michigan Wheel Marine's sole warranty for the Michigan Match[®], Vortex[®], Apollo[®] or Ballistic[®] propellers as well as XHS[®]/XHS II[®] hub kits. Michigan Wheel Marine expressly disclaims all other warranties, expressed or implied, including, without limitation, the warranties of merchantability and fitness for a particular purpose and excludes all liability for incidental or consequential damages, loss of use of the propeller, costs, and expenses.

Any actions arising out of this warranty and the sale of this product shall be governed by Michigan law and may only be brought, heard and decided in Kent County Circuit Court, in the State of Michigan, U.S.A., or in the United States District Court for the Western District of Michigan.

Michigan Wheel Marine
1501 Buchanan Avenue S.W.
Grand Rapids, MI 49507
Phone: (616) 452-6941

WORLD LEADERS IN PROPULSION

AND MARINE MANEUVERABILITY SYSTEMS

Michigan Wheel Marine

World Headquarters
1501 Buchanan Avenue SW
Grand Rapids, MI 49507

Phone: 1-616-452-6941
Fax: 1-616-247-0227

info@miwheel.com
www.miwheel.com

MMP

MICHIGAN MARINE PROPULSION
INTERNATIONAL

Europe Headquarters
Unit C1 B, Pottery Road
Newton Abbot, Devon TQ12 3BN
United Kingdom

Phone: +44 1626 351723
Fax: +44 1626 351724

sales@mmp-i.com
www.mmp-i.com

MMP

MICHIGAN MARINE PROPULSION
INTERNATIONAL

Middle East • Africa • Asia Headquarters
P.O. Box 54805, DY-1, Show Room No. 7
Al Jadaf Ship Docking Yard, Dubai,
United Arab Emirates

Phone: +971 4 3243867
Fax: +971 4 3243868

sales@miwheel-meaa.com
www.miwheel-meaa.com



Ambush4



Proud Members: NMDA, NMMA, NAMPS, NMPA, UMMA

© 2014 Michigan Wheel Marine
Printed in the USA. July 2014
All Rights Reserved.

Part Number 99021215