

FORCE / CHRYSLER / U.S. MARINE

3.5-8 HORSEPOWER

Non-Thru Hub Exhaust & 9 Tooth / Pin Drive

3.5 HP.....1982-1984	5 HP.....1987-1998	7 HP.....1968-1988
4 HP.....1977-1987	6 HP.....1975-1981	7.5 HP.....1979-1984
4.4 HP.....1968-1988	6.6 HP.....1968-1988	8 HP.....1975-1978

							 072123	Rubber Hub Bushing
		ALUMINUM PROPELLERS						
Boat Description/Length	Dia.	Rot.	Pitch	Bld#	OEM Part No.	Part No.		
Standard Replacement	7-1/4	R	5-1/2	3	48-FP488	072123		

6-10 HORSEPOWER

Non-Thru Hub Exhaust & 14 Tooth / Pin Drive

6 & 10 HP Sailor.....1976-1977	Sailor 180.....1979-1984	Sailor 280.....1979
Sailor 150.....1978	Sailor 250.....1979-1984	

							 072014	Rubber Hub Bushing
		ALUMINUM PROPELLERS						
Boat Description/Length	Dia.	Rot.	Pitch	Bld#	OEM Part No.	Part No.		
SB	10-3/8	R	10	3	FP-278	072014		

9.9-15 HORSEPOWER

Thru Hub Exhaust & 8 Tooth Spline

9.9 HP.....1996-1998	15 HP.....1996-1998
----------------------	---------------------

							 032056	Rubber Hub Bushing
		ALUMINUM PROPELLERS						
Boat Description/Length	Dia.	Rot.	Pitch	Bld#	OEM Part No.	Part No.		
16'-20' - AL	9-1/4	R	7	3	48-828152A12	032056		
14'-18' - AL	9	R	9	3	48-828156A12	032052		
14'-16' - AL	9	R	10-1/2	3	48-828158A12	032050		

25 HORSEPOWER • 3" GEARCASE

Thru Hub Exhaust & 10 Tooth Spline

25 HP 3 Cyl.....1995-1998

							 992504 Vortex® XHS® Aluminum Propeller	Drop-In Hub Use XHS® Hub Kit 120 MUST use Gearcase Adapter Ring supplied with propeller. Refer to Pages 42-43 for Details on Hub Kit Components.
		ALUMINUM PROPELLERS						
Boat Description/Length	Dia.	Rot.	Pitch	Bld#	OEM Part No.	Part No.		
	10-1/2	R	9	3		992501		
	10-1/2	R	10	3		992502		
15'-19' - AL	10-1/2	R	11	3	48-19638A40	992503		
15'-17' - AL	10-1/8	R	12	3		992504		
13'-17' - LL	10-1/8	R	13	3	48-19640A40	992505		
Up to 14' - LL	10-1/8	R	14	3		992506		



										Rubber Hub Bushing		
		ALUMINUM PROPELLERS					STAINLESS STEEL PROPELLERS					
Boat Description/Length	Dia.	Rot.	Pitch	Bld#	OEM Part No.	Part No.	Dia.	Rot.	Pitch		Bld#	OEM Part No.
15'-19'	10-3/8	R	11	3	48-19638A40	031049						
13'-17'	10-3/8	R	13	3	48-19640A40	031048	10-1/8	R	13	3		305129
Up to 14'							10-1/8	R	15	3		305130

Key to Abbreviations: LL = Light Loads; SB = Sailboat; AL = All Loads; SK = Skiboat; WB = Workboat; HB = Houseboat; CR = Cruisers; HL = Heavy Loads; WD = Weedless

20-60 HORSEPOWER

Non-Thru Hub Exhaust & 14 Tooth / Pin Drive • Will fit Sailor 6-10 HP engines, as required for RPM



20-25 HP1979-1981	40 HP.....1992-1994	55 HP ❖❖1966-1983
30 HP.....1966-1976	45 HP.....1966-1984	60 HP ❖❖1966-1975
35 HP.....1966-1991	50 HP.....1982-1994	

								Rubber Hub Bushing
	ALUMINUM PROPELLERS							
Boat Description/Length	Dia.	Rot.	Pitch	Bld#	OEM Part No.	Part No.		
CR, HB, SB	10-3/8	R	10	3	48-819337A40	072014		
17'-19' - AL, SK	10-3/8	R	11-1/2	3	48-819336A40	072131		
16'-17' - AL, SK	10-3/8	R	12-1/2	3	48-819335A40	072132		
14'-16' - AL, SK	10-3/8	R	13-1/2	3	48-819334A40	072133		



40-75 HORSEPOWER • 3-1/4" GEARCASE

Thru Hub Exhaust & 13 Tooth Spline

40 HP.....1995-1998	70 HP.....1991-1995	75 HP1996-1998
50 HP.....1995-1998		

										Drop-In Hub Use XHS® Hub Kit 114			
ALUMINUM PROPELLERS				STAINLESS STEEL PROPELLERS									
3-BLADE		3-BLADE LG. DIAMETER		4-BLADE									
Dia.	Rot.	Pitch	Part No.	Dia.	Rot.	Pitch	Part No.	Dia.	Rot.	Pitch	Bld#	OEM Part No.	Part No.
				11-1/2	R	8	992401						
				12-1/4	R	9	992601	11-1/2	R	9		992402	
				11-3/4	R	10	992602	11-1/2	R	10		992403	
10-3/8	R	11	992404	11-5/8	R	11	992603						
10-3/8	R	12	992405	11-3/8	R	12	992604	10-3/4	R	12	3		993405
10-3/8	R	13	992406	11-1/8	R	13	992605	10-1/2	R	13	3		993406
10-3/8	R	14	992407	11-1/4	R	14	992606	10-3/8	R	14	3		993407
10	R	15	992408					10-1/8	R	15	3		993408
10	R	16	992409										

Refer to Pages 42-43
for Details on Hub Kit
Components.

										Rubber Hub Bushing		
ALUMINUM PROPELLERS				STAINLESS STEEL PROPELLERS								
Boat Description/Length	Dia.	Rot.	Pitch	Bld#	OEM Part No.	Part No.	Dia.	Rot.	Pitch	Bld#	OEM Part No.	Part No.
19' & Up	12-1/2	R	8	3	48-42738A10	032141						
19' & Up	12-1/4	R	9	3		032143						
17'-19' - AL, SK	11-1/4	R	10	3	48-73132A40	031015						
16'-18' - AL, SK	12	R	10-1/2	3	48-42740A10	032142						
16'-18' - AL, SK	10-7/8	R	11	3	48-85632A40	031053						
15'-17' - AL, SK	10-3/4	R	12	3	48-816702A40	031056						
15'-17' - AL, SK	10-5/8	R	12	3	48-73134A40	031016						
14'-17' - AL, SK	10-1/2	R	13	3	48-816704A40	031057	10-1/8	R	13	3		395129
14'-17' - AL, SK	10-3/8	R	13	3	48-73136A40	031017						
14'-16' - LL	10-3/8	R	14	3	48-816706A40	031058						
14'-16' - LL	10-1/4	R	14	3	48-73138A40	031018						
13'-15' - LL	10-1/8	R	15	3	48-73140A40	031019	10-1/8	R	15	3		395130
Up to 15'	10	R	17	3	48-73144A40	031020						

❖❖ Two-piece lower unit.

Key to Abbreviations: LL = Light Loads; SB = Sailboat; AL = All Loads; SK = Skiboat; WB = Workboat; HB = Houseboat; CR = Cruisers; HL = Heavy Loads; WD = Weedless

75-140 HORSEPOWER • SINGLE EXHAUST UNITS ❖ (SEE BELOW)

Non-Thru Hub Exhaust & 15 Tooth Spline

75 HP Std. & Charger1980-1984	105 HP1977-1978; 1982	135 HP1977
85 HP Std. & Charger1978-1989	115 HP Std. & Charger 1978-1984	140 HP 1978-1984
90 HP1983-1984	120 HP1977	
100 HP1979-1984	125 HP 1977; 1982; 1985-1989	



ALUMINUM PROPELLERS

Boat Description/Length	Dia.	Rot.	Pitch	Bld#	OEM Part No.	Part No.
16'-17' - AL, SK	13-1/8	R	15	3	FPS519	072055
14'-16' - AL, SK	13-1/4	R	17	3	FPS623	072107
14'-16' - LL	13	R	19	3	FPS625	072108

072108



Rubber Hub Bushing

85-150 HORSEPOWER • DUAL EXHAUST UNITS • 4-1/4" GEARCASE (SEE BELOW)

Thru Hub Exhaust & 15 Tooth Spline

85 HP1988-1989	120 HP1990-1994	150 HP1989-1994
90 HP1990-1994	120 HP L-Drive 1989-1991	150 HP L-Drive1991
90 HP L-Drive1989-1991	125 HP1988-1989	



3-BLADE ALUMINUM PROPELLERS

4-BLADE ALUMINUM PROPELLERS

Dia.	Rot.	Pitch	Bld#	Part No.	Dia.	Rot.	Pitch	Bld#	Part No.
14	R	11	3	992209	13-7/8	R	11	4	NEW 941411
13-3/4	R	13	3	992212	13-7/8	R	13	4	NEW 941413
13-1/2	R	15	3	992213	13-3/8	R	15	4	NEW 941415
13-1/4	R	17	3	992214	13	R	17	4	NEW 941417
13	R	19	3	992215	12-1/2	R	19	4	NEW 941419
13	R	21	3	992216					



Vortex® XHS® Aluminum Propeller

Drop-In Hub

Use XHS II® Hub Kit

202

Do NOT use Gearcase Adapter Ring supplied with propeller.

Refer to Pages 42-43 for Details on Hub Kit Components.



ALUMINUM PROPELLERS

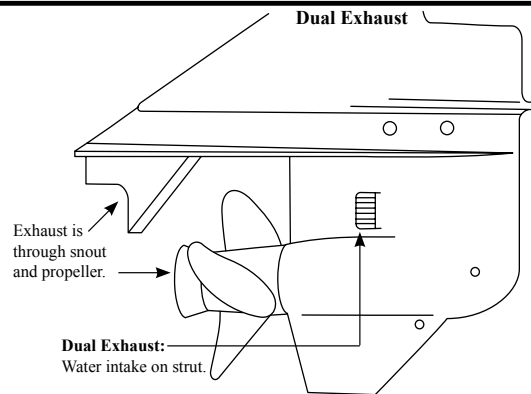
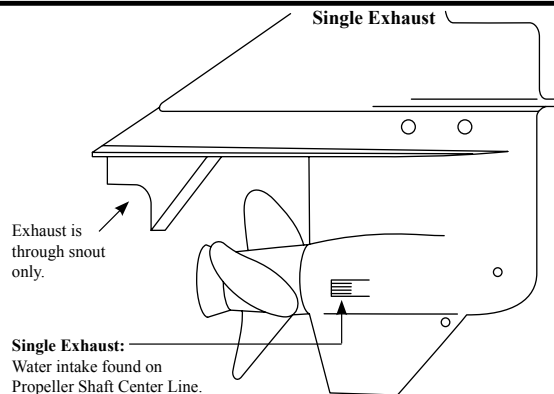
Boat Description/Length	Dia.	Rot.	Pitch	Bld#	OEM Part No.	Part No.
17'-22' - AL, SK	13-1/2	R	15	3	48-FP669-1	* 071035
17'-22' - AL, SK	13-1/2	R	15	3	48-FP692-1	072127
16'-20' - AL, SK	13-1/2	R	17	3	48-FP685-1	* 071036
16'-20' - AL, SK	13-1/2	R	17	3	48-FP685-1	072128



071036

Rubber Hub Bushing

Single vs. Dual Exhaust



❖ One Piece Lower Unit

* If currently using uncupped propeller, use cupped propeller having 2" less pitch. Boats with power trim use same pitch.

Key to Abbreviations: LL = Light Loads; SB = Sailboat; AL = All Loads; SK = Skiboat; WB = Workboat; HB = Houseboat; CR = Cruisers; HL = Heavy Loads; WD = Weedless

75-150 HORSEPOWER • USING MERCURY 4-1/4" GEARCASE (SEE BELOW)

Thru Hub Exhaust & 15 Tooth Spline

75 HP ●.....1999	120 HP ●.....1995 & Newer	150 HP ~.....1989-1994
90 HP ●.....1995 & Newer	120 HP L-Drive ~.....1990-1991	150 HP L-Drive.....1991
90 HP L-Drive ~.....1990-1991		



3-BLADE ALUMINUM PROPELLERS					4-BLADE ALUMINUM PROPELLERS					STAINLESS STEEL PROPELLERS					
Dia.	Rot.	Pitch	Bld#	Part No.	Dia.	Rot.	Pitch	Bld#	Part No.	Dia.	Rot.	Pitch	Bld#	OEM Part No.	Part No.
14	R	11	3	992209	13-7/8	R	11	4	NEW 941411						
13-3/4	R	13	3	992212	13-7/8	R	13	4	NEW 941413						
13-1/2	R	15	3	992213	13-3/8	R	15	4	NEW 941415	13-3/8	R	15	3		993143
										13-3/8	L	15	3		993153
13-1/4	R	17	3	992214	13	R	17	4	NEW 941417	13-1/4	R	17	3		993144
										13-1/4	L	17	3		993154
13	R	19	3	992215	12-1/2	R	19	4	NEW 941419	13-1/8	R	19	3		993145
										13-1/8	L	19	3		993155
13	R	21	3	992216						13	R	21	3		993146
										13	L	21	3		993156

Drop-In Hub

Use XHS II® Hub Kit

202

USE Gearcase Adapter Ring supplied with propeller.

Refer to Pages 42-43 for Details on Hub Kit Components.

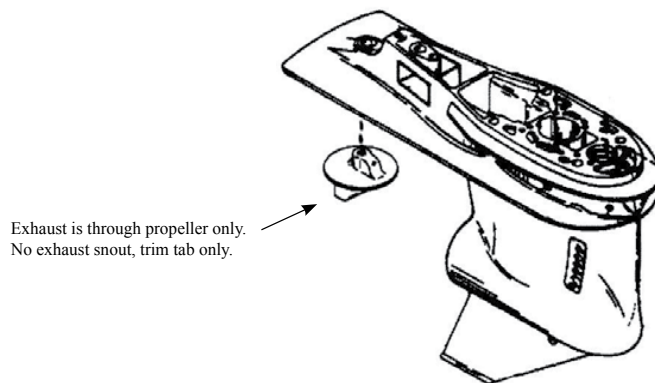
FORCE / CHRYSLER / U.S. MARINE



Boat Description/Length	ALUMINUM PROPELLERS						STAINLESS STEEL PROPELLERS								
	Dia.	Rot.	Pitch	Bld#	OEM Part No.	Part No.	3-BLADE BALLISTIC				3-BLADE BALLISTIC XL				
							Dia.	Rot.	Pitch	Part No.	Dia.	Rot.	Pitch	Part No.	
25' & Up - AL	14	R	10	3		031061									
25' & Up - AL	14	R	11	3	48-77338A45	031154									
Pontoon	14	R	11	3	48-77338CP1	031200									
25' & Up - AL	14	R	12	3		031060									
Pontoon	14	R	12	3		031201									
22' & Up	13-3/4	R	13	3	48-77340A45	031155									
Pontoon	14	R	13	3	48-77340CP1	031202									
19'-24' - AL, SK	13-1/2	R	15	3	48-77342A45	031141	13-5/8	R	15	335130					
17'-20' - AL, SK	13-1/4	R	17	3	48-77344A45	031142	13-1/2	R	17	335131					
16'-19' - AL, SK	13	R	19	3	48-77346A45	031143	13-3/8	R	19	335132					
15'-18' - AL, SK	13	R	21	3	48-77348A45	031144	13-1/8	R	21	335133	13-1/2	R	22	031145	335134
Up to 17' - LL	12-1/2	R	23	3	48-77350A45	031045					13-1/2	R	24	031146	335135

Rubber Hub Bushing

Force Using Mercury Gearcase



⚠ Limited Inventory Item.

⚠ Requires special exhaust snout Part No. F744116 for proper fit.

~ For dual exhaust units only. Requires thrust washer 23-819057.

● For all units 1995 & Newer. Requires thrust washer 13191A1.

⊙ Pontoon Boat Propeller (Extended Cup)

Key to Abbreviations: LL = Light Loads; SB = Sailboat; AL = All Loads; SK = Skiboat; WB = Workboat; HB = Houseboat; CR = Cruisers; HL = Heavy Loads; WD = Weedless

KIRSCHBAUM GmbH
Ihr Propeller Spezialist

An der Ostbahn 46
1100 Wien/ Austria

Tel.: +43 (0)1 6882379
Fax: +43 (0)1 6882379-79

www.kirschbaum.at
office@kirschbaum.at