



8-9.8 HORSEPOWER (4-STROKE) • 2-1/2" GEARCASE

Thru Hub Exhaust & 12 Tooth Spline



8 HP 4-Stroke 2005 & Newer 9.8 HP 4-Stroke 2005 & Newer

Boat Description/Length							 142103	Rubber Hub Bushing
	ALUMINUM PROPELLERS							
	Dia.	Rot.	Pitch	Bld#	OEM Part No.	Part No.		
Heavy Loads	8-1/2	R	7	3	3B2B64-5120	142102		
Moderate Loads	8-1/2	R	8	3	3B2B64-5151	142103		

9.9-20 HORSEPOWER • 2-1/2" GEARCASE

Thru Hub Exhaust & 14 Tooth Spline





9.9 HP 2-Stroke 1984 & Newer 15 HP 2-Stroke 1985 & Newer 18 HP 4-Stroke 2001-2008
 9.9 HP 4-Stroke 2000-2003 15 HP 4-Stroke 2000 & Newer 20 HP 4-Stroke 2007 & Newer
 12 HP 1985-1988 18 HP 2-Stroke 1985 & Newer

Boat Description/Length							 142206	Rubber Hub Bushing
	ALUMINUM PROPELLERS							
	Dia.	Rot.	Pitch	Bld#	OEM Part No.	Part No.		
15'-19' - AL	9-1/4	R	8	3	36264-1020M	142203		
14'-17' - AL	9-1/4	R	9	3	36264-1010M	142204		
Up to 16' - LL	9-1/4	R	10	3	36264-1080M	142205		
Up to 16' - LL	9-1/4	R	11	3		142206		

25-30 HORSEPOWER • 3" GEARCASE

Thru Hub Exhaust & 10 Tooth Spline

25 HP 1986-2001 30 HP 1985-2001 30 HP 4-Stroke 2002 & Newer
 25 HP 4-Stroke 2002 & Newer

Boat Description/Length							 991244 Gearcase Adapter Rings 992504 Vortex® XHS® Aluminum Propeller	Drop-In Hub Use XHS® Hub Kit 122 MUST use Gearcase Adapter Ring supplied with propeller. Refer to Pages 42-43 for Details on Hub Kit Components.				
	ALUMINUM PROPELLERS											
	Dia.	Rot.	Pitch	Bld#	OEM Part No.	Part No.						
16'-20' - AL	10-1/2	R	9	3	346-64101-5	992501						
14'-18' - AL	10-1/2	R	10	3	346-64102-5	992502						
14'-18' - AL	10-1/2	R	11	3	346-64103-5	992503						
14'-18' - AL	10-1/8	R	12	3		992504						
12'-16' - AL	10-1/8	R	13	3	346-64104-5	992505						
12'-16' - AL	10-1/8	R	14	3		992506						
Boat Description/Length									Rubber Hub Bushing			
	ALUMINUM PROPELLERS						STAINLESS STEEL PROPELLERS					
	Dia.	Rot.	Pitch	Bld#	OEM Part No.	Part No.	Dia.	Rot.		Pitch	Bld#	OEM Part No.
16'-20' - AL	9-7/8	R	9	3	*34664-1015M / *3R0B645180	141304						
12'-16' - AL	9-7/8	R	11	3	*34664-1035M / *3R0B645230	141305						
12'-16' - AL	9-7/8	R	13	3	*34664-1045M / *3R0B645270	141306	10-1/8	R	13	3		305429
12'-16' - AL							10-1/8	R	15	3		305430

* Nissan OEM Part Number Listed First / Tohatsu OEM Part Number Listed Second

Key to Abbreviations: LL = Light Loads; SB = Sailboat; AL = All Loads; SK = Skiboat; WB = Workboat; HB = Houseboat; CR = Cruisers; HL = Heavy Loads; WD = Weedless

35-50 HORSEPOWER • 3-1/4" GEARCASE

Thru Hub Exhaust & 13 Tooth Spline

35 HP (35B Only)Thru 1984

40 HP (Includes TLDD).....1984 & Newer

50 HP (Except 50C - Includes TLDD)....1992 & Newer



ALUMINUM PROPELLERS

STAINLESS STEEL PROPELLERS

3-BLADE				3-BLADE LG. DIAMETER				4-BLADE									
Dia.	Rot.	Pitch	Part No.	Dia.	Rot.	Pitch	Part No.	Dia.	Rot.	Pitch	Part No.	Dia.	Rot.	Pitch	Bld#	OEM Part No.	Part No.
								11-1/2	R	8	992401						
				12-1/4	R	9	992601	11-1/2	R	9	992402						
				11-3/4	R	10	992602	11-1/2	R	10	992403						
10-3/8	R	11	992404	11-5/8	R	11	992603										
10-3/8	R	12	992405	11-3/8	R	12	992604					10-3/4	R	12	3		993405
10-3/8	R	13	992406	11-1/8	R	13	992605					10-1/2	R	13	3		993406
10-3/8	R	14	992407	11-1/4	R	14	992606					10-3/8	R	14	3		993407
10	R	15	992408									10-1/8	R	15	3		993408
10	R	16	992409														

Drop-In Hub

Use XHS® Hub Kit

116

Refer to Pages 42-43 for Details on Hub Kit Components.



ALUMINUM PROPELLERS

Boat Description/Length	Dia.	Rot.	Pitch	Bld#	OEM Part No.	Part No.
16'-19' - AL	11-5/8	R	11	3	3E364-5260M	142405
14'-18' - AL	11-1/8	R	13	3	3E364-5280M	142406



Rubber Hub Bushing

50-70 HORSEPOWER • 3-1/4" GEARCASE

Thru Hub Exhaust & 13 Tooth Spline

50 HP (50C Only)1987-1991
55 HP.....1981-1988

60A 1986-1999

70A & 70B..... 1981-1995



ALUMINUM PROPELLERS

3-BLADE				LG. DIAMETER 3-BLADE				4-BLADE									
Dia.	Rot.	Pitch	Part No.	Dia.	Rot.	Pitch	Part No.	Dia.	Rot.	Pitch	Part No.						
								11-1/2	R	8	992401						
								11-1/2	R	9	992402						
								11-1/2	R	10	992403						
11-3/4	R	13	992301	12-1/2	R	13	992311										
11-3/4	R	15	992302	12-1/4	R	15	992312										
11-3/4	R	17	992303														



992303
Vortex® XHS® Aluminum Propeller



992402
Vortex® XHS® Aluminum Propeller

Drop-In Hub

Use XHS® Hub Kit

112

Refer to Pages 42-43 for Details on Hub Kit Components.



ALUMINUM PROPELLERS

Boat Description/Length	Dia.	Rot.	Pitch	Bld#	OEM Part No.	Part No.
14'-17' - AL, SK						
13'-15' - AL, SK	10.7	R	16.4	3	353-64108-0	≈ 142008
12'-14' - AL, SK	10.9	R	17.6	3	353-64109-0	≈ 142009



STAINLESS STEEL PROPELLERS

Dia.	Rot.	Pitch	Bld#	OEM Part No.	Part No.
12-3/8	R	15	3		325030
12	R	17	3		325031

Rubber Hub Bushing

Key to Abbreviations: LL = Light Loads; SB = Sailboat; AL = All Loads; SK = Skiboat; WB = Workboat; HB = Houseboat; CR = Cruisers; HL = Heavy Loads; WD = Weedless

60-140 HORSEPOWER • 4-1/4" GEARCASE

Thru Hub Exhaust & 15 Tooth Spline

60C (Large Gearcase) Thru 1999	90 HP 1987-2001	120 HP 1988-2003
70C (Large Gearcase) Thru 2002	90 HP TLDI 2001 & Newer	140 HP 1988-2003
70 HP TLDI 2002-2009	115 HP 1992-2001	
75 HP TLDI 2010 & Newer	115 HP TLDI 2004 & Newer	



3-BLADE ALUMINUM PROPELLERS					4-BLADE ALUMINUM PROPELLERS					STAINLESS STEEL PROPELLERS					
Dia.	Rot.	Pitch	Bld#	Part No.	Dia.	Rot.	Pitch	Bld#	Part No.	Dia.	Rot.	Pitch	Bld#	OEM Part No.	Part No.
14	R	11	3	992209	13-7/8	R	11	4	941411						
13-3/4	R	13	3	992212	13-7/8	R	13	4	941413						
13-1/2	R	15	3	992213	13-3/8	R	15	4	941415	13-3/8	R	15	3	PT70115P15	993143
										13-3/8	L	15	3		993153
13-1/4	R	17	3	992214	13	R	17	4	941417	13-1/4	R	17	3	NM889610170	993144
										13-1/4	L	17	3		993154
13	R	19	3	992215	12-1/2	R	19	4	941419	13-1/8	R	19	3		993145
										13-1/8	L	19	3		993155
13	R	21	3	992216						13	R	21	3		993146
										13	L	21	3		993156

Drop-In Hub
Use XHS II® Hub Kit
209
USE Gearcase Adapter Ring supplied with propeller.
Refer to Pages 42-43 for Details on Hub Kit Components.

Boat Description/Length
20'-24' - AL, SK
17'-19' - AL, SK
16'-18' - AL, SK
15'-18' - AL, SK



Ballistic® High Performance Stainless Steel Propeller



STAINLESS STEEL PROPELLERS					
Dia.	Rot.	Pitch	Bld#	OEM Part No.	Part No.
13-5/8	R	15	3		335930
13-1/2	R	17	3		335931
13-3/8	R	19	3		335932
13-1/8	R	21	3		335933

Rubber Hub Bushing

Key to Abbreviations: LL = Light Loads; SB = Sailboat; AL = All Loads; SK = Skiboat; WB = Workboat; HB = Houseboat; CR = Cruisers; HL = Heavy Loads; WD = Weedless