



## 2020 MASTER CATALOG

### OUTBOARD & STERNDRIVE PROPELLERS



Evinrude® | Johnson® | Force® | Chrysler® | U.S. Marine®  
Honda® | Mercury® | Mariner® | Nissan® | Tohatsu®  
Mercruiser® | Volvo Penta® | Yamaha® | Suzuki® | OMC®

# HOW TO USE APPLICATION CHART

- If the original equipment part number (OEM) is known and a size or style change is not desired, then refer to Part Number Cross Reference on Pages B8-B31 to locate the equivalent Michigan propeller.
- If an original part number is not known, the part number can not be found in the Part Number reference, or a propeller size or style change is desired, use the following procedure for selecting a propeller.

1. Locate the **BRAND** of outboard or sterndrive engine using the table of contents.
2. Locate the **HORSEPOWER/MODEL** and **YEAR** that corresponds with the engine brand.
3. Find the range of your **BOAT LENGTH**, and the boat use that best describes your vessel and usage.
4. Select the propeller **DIAMETER/PITCH** that best meets your vessel and usage. Refer to pages A3-A6 for information on choosing the right propeller.
5. Order the propeller using the **MICHIGAN PART NUMBER**. (If aluminum is desired, read across to the correct column for the part number. If stainless steel is desired, read across to the correct column for part number.)
6. If **VORTEX**®, **APOLLO**®, or **BALLISTIC**® propellers are selected, the **XHS**® / **XHS II**® **HUB KIT** indicated must be ordered.
7. Carefully read ALL notes for additional important attachment information. (If specific to a propeller, it will be noted next to the part number.)

*Unless otherwise noted: The XHS® / XHS II® hub kit is sold separately from the propeller. See pages 40-41 for XHS® / XHS II® hub kit and miscellaneous hardware information. Vortex® and Apollo® propellers fit existing Mercury Flo-Torq® II hubs. Check existing hub for wear or damage and replace if necessary with Michigan Wheel XHS® / XHS II® hub.*

**NOTE:** This is a "general" application guideline for determining the appropriate propeller size for your vessel. Performance characteristics may vary due to the many kinds of boats, hull styles, loads and style of boating.

## MERCURY®, MARINER®, SEA RAY OUTBOARDS

### 40-140 HORSEPOWER • 4-1/4" GEARCASE Thru Hub Exhaust & 15 Tooth Spline

40 & 50 HP 4-Stroke / Bigfoot ..... All Years	80 HP ..... 1978-1989	100 HP ..... 1988 & Newer
60 HP 4-Stroke / Bigfoot ..... 1995 & Newer	80 HP (Mariner®) ..... 1978-1983	115 HP (Yamaha®) ..... 1978-1983
60 HP (Sea Pro/Marathon) ..... 1995 & Newer	80 HP (Model 800; 2 & 4 Cyl.) ..... Thru 1977	115 HP ..... 1978 & Newer
65 HP (Model 650 - 2 Cyl.) ..... Thru 1971	80 HP (Yamaha®) ..... 1977-1983	115 HP 4-Stroke ..... 2001 & Newer
65 HP (Model 650 - 4 Cyl.) ..... 1961-1970	85 HP (Model 850; 2 & 4 Cyl.) ..... Thru 1977	125 HP ..... 1994-2005
70 HP ..... 1987-1989	90 HP (Yamaha®) ..... 1978-1983	140 HP (Includes Sea Pro/Offshore) ..... 1978-1981
75 HP (Sea Pro/Marathon) ..... All Years	90 HP 2-Stroke ..... 1978 & Newer	140 HP (Yamaha®) ..... 1978-1979
75 HP 2-Stroke ..... 1984-2005	90 HP 4-Stroke ..... 2001 & Newer	Models 900-1150-1500 ..... Thru 1977
75 HP 4-Stroke ..... 2001 & Newer		Includes EFI engines.

VORTEX MICHIGAN					APOLLO MICHIGAN					
3-BL ALUMINUM - B SERIES					STAINLESS STEEL - B SERIES PROPELLERS					
Dia.	Rot.	Pitch	Bld #	Part #	Dia.	Rot.	Pitch	Bld #	OEM Part #	Part #
14	R	11	3	992111	13-7/8	R	11	4		
13-3/4	R	13	3	992112	13-7/8	R	13	4		
13-1/2	R	15	3	992113	13-3/8	R	15	3	993143	202
					13-3/8	L	15	3	993153	
13-1/4	R	17	3	992114	13-1/4	R	17	3	993144	202
					13-1/4	L	17	3	993154	
13	R	19	3	992115	13-1/8	R	19	3	993145	202
					13-1/8	L	19	3	993155	
13	R	21	3	992116	13	R	21	3	993146	202
					13	L	21	3	993156	

		VORTEX MICHIGAN					BALLISTIC MICHIGAN								
		ALUMINUM PROPELLERS					STAINLESS STEEL - B SERIES PROPELLERS								
Boat Description/Length	Dia.	Rot.	Pitch	Bld #	Part #		3-BLADE BALLISTIC		3-BLADE BALLISTIC XL						
					OEM Part #	Part #	Dia.	Rot.	Pitch	Bld #	Part #				
19'-24' - AL, SK	13-1/2	R	15	3	48-77342A45	031041	13-5/8	R	15	3	933415				
17'-20' - AL, SK	13-1/4	R	17	3	48-77344A45	031042	13-1/2	R	17	3	933417				
16'-19' - AL, SK	13	R	4	3	48-77346A45	031043	13-3/8	R	19	3	933419				
15'-18' - AL, SK	13	R	21	3	48-77348A45	031044	13-1/8	R	21	3	933421				
High Performance	12-1/2	R	23	3	48-77350A45	931045					13-1/2	R	22	3	953422
High Performance											13-1/2	R	24	3	953424

Key to Abbreviations: LL = Light Loads; SB = Sailboat; AL = All Loads; SK = Skiboat; WB = Workboat; HB = Houseboat; CR = Cruisers; HL = Heavy Loads; WD = Weedless

⊗ Limited Inventory Item.

\* To avoid damage or injury, replace standard trim tab with trim tab 822777A1.

⊗ Pontoon Boat Propeller (Extended Cup)

**6-15 HORSEPOWER**

Non-Thru Hub Exhaust & Pin Drive

6 HP .....1966-1979                      10 HP..... 1958-1963                      8-15 HP.....2000 & Newer  
 9.5 HP.....1964-1973                      10, 12, 14 HP\*\*\*..... 1982-1994

Boat Description/ Length	MATCH MICHIGAN					
	ALUMINUM PROPELLERS					
	Dia.	Rot.	Pitch	Bld #	OEM Part #	Part #
14'-16' - AL	8-1/4	R	8	3	763588	012008
12'-14' - LL	8	R	7-1/4	2	763745	012005
12'-14' - LL	8-1/4	R	8-1/2	3	763586	012007



Rubber  
Hub  
Bushing  
Part # 65-098

**8, 9.9-15 HORSEPOWER • 2-1/2" GEARCASE**

Thru Hub Exhaust & 13 Tooth Spline

8 HP 4-Stroke .....1996-2005                      9.9 - 15 HP 2-Stroke..... 1974-2005                      9.9, 15 HP 4-Stroke ..... 1995-2001

Boat Description/ Length	MATCH MICHIGAN					
	ALUMINUM PROPELLERS					
	Dia.	Rot.	Pitch	Bld #	OEM Part #	Part #
14'-16' - AL	10	R	7	3	763456	012112
Standard Replacement	9-1/2	R	10	3	778772	012111



Rubber  
Hub  
Bushing  
Part # 65-234

**9.9-15 HORSEPOWER • JOHNSON • 2-1/2" GEARCASE**

Thru Hub Exhaust & 10 Tooth Spline

9.9 HP 4-Stroke .....2002-2007                      15 HP 4-Stroke ..... 2002-2007

Boat Description/ Length	MATCH MICHIGAN					
	ALUMINUM PROPELLERS					
	Dia.	Rot.	Pitch	Bld #	OEM Part #	Part #
14'-19' - AL	9-1/4	R	9	3	5005384	062103
14'-19' - AL	9-1/4	R	10	3	5005385	062104
14'-16' - LL	9-1/4	R	11	3	5033203	062105



Rubber  
Hub  
Bushing  
Part # 65-298

**9.8 HORSEPOWER**

Thru Hub Exhaust & 12 Tooth Spline

9.8 HP 4-Stroke .....2012 & Newer

Boat Description/ Length	MATCH MICHIGAN					
	ALUMINUM PROPELLERS					
	Dia.	Rot.	Pitch	Bld #	OEM Part #	Part #
	8-1/2	R	7	3	5040538	142102
	8-1/2	R	8	3		142103





Rubber  
Hub  
Bushing  
Part # 65-531

**15 HORSEPOWER**

Thru Hub Exhaust & 14 Tooth Spline





15 HP 4-Stroke ..... 2012 & Newer

Boat Description/ Length							 142206	142204 Standard Replacement for: • 20" Shaft Length • 25" Shaft Length	Rubber Hub Bushing Part # 65-369
	ALUMINUM PROPELLERS								
	Dia.	Rot.	Pitch	Bld #	OEM Part #	Part #			
14'-19' - AL	9-1/4	R	8	3		142203			
Standard Replacement	9-1/4	R	9	3	5040590	142204			
Standard Replacement	9-1/4	R	10	3	5040591	142205			
14'-16' - LL	9-1/4	R	11	3	5040592	142206			
Up to 16' - LL	9-1/4	R	12	3		142207			

**10-28 HORSEPOWER**

Non-Thru Hub Exhaust & Pin Drive





10 HP ..... 1951-1957      18 HP ..... 1957-1973      25 HP ..... 1969-1977  
 15 HP ..... 1953-1956      20 HP ..... 1969-1973      28 HP ..... 1964

Boat Description/ Length							 012102	 012011	 012013	Rubber Hub Bushing Part # 65-079
	ALUMINUM PROPELLERS									
	Dia.	Rot.	Pitch	Bld #	OEM Part #	Part #				
CR, HB, SB	9-1/4	R	7	3	388294	012102				
14'-16' - HL	9	R	9	3	763587	012109				
12'-14' - LL	9	R	10	3	763583	012011				
12'-14' - LL	9-1/4	R	11	3		012013				

**14-28 HORSEPOWER**

Non-Thru Hub Exhaust & 13 Tooth Spline



14 HP ..... 1988-1989      25 HP\*\* ..... 1978-1991; 1994 & Newer      28 HP ..... 1986-1996  
 25 HP ..... 1978-1984

Boat Description/ Length							 012015	 012016	 012030	Rubber Hub Bushing Part # 65-281
	ALUMINUM PROPELLERS									
	Dia.	Rot.	Pitch	Bld #	OEM Part #	Part #				
16'-18' - HL	9	R	9	3	763585	012021				
15'-17' - AL	9	R	10	3	763589	012015				
14'-17' - AL	9-1/4	R	11	3	763584	012016				
14'-17' - LL	9-1/4	R	12	3	763590	012030				

**25-40 HORSEPOWER**

Non-Thru Hub Exhaust & Pin Drive

25 HP ..... 1951-1955      33 HP ..... 1965-1970      40 HP ..... 1960-1976  
 28 HP ..... 1962-1964      35 HP ..... 1957-1959      40 HP\*\* ..... 1978-1985  
 30 HP ..... 1956

Boat Description/ Length							 012023	Rubber Hub Bushing Part # 65-126
	ALUMINUM PROPELLERS							
	Dia.	Rot.	Pitch	Bld #	OEM Part #	Part #		
17'-19' - AL, SK	10-3/8	R	11-1/2	3		012023		
14'-16' - AL, SK	10-1/2	R	12	3		012024		

Key to Abbreviations: LL = Light Loads; SB = Sailboat; AL = All Loads; SK = Skiboat; WB = Workboat; HB = Houseboat; CR = Cruisers; HL = Heavy Loads; WD = Weedless

\*\* Commercial & Workhorse Application.

**25-30 HORSEPOWER (4-STROKE) • 3" GEARCASE**

Thru Hub Exhaust & 10 Tooth Spline • **MUST use Gearcase Adapter Ring supplied with propeller.**

25 HP 4-Stroke .....2004-2007      30 HP 4-Stroke ..... 2004-2007

Boat Description/ Length	VORTEX MICHIGAN					
	ALUMINUM - E SERIES PROPELLERS					
	Dia.	Rot.	Pitch	Bld #	OEM Part #	Part #
20' & Up - AL	10-1/2	R	9	3		992501
17'-20' - AL	10-1/2	R	10	3		992502
17'-20' - AL	10-1/2	R	11	3		992503
15'-18' - AL	10-1/8	R	12	3		992504
13'-15' - AL	10-1/8	R	13	3		992505
Up to 15' - LL	10-1/8	R	14	3		992506

Drop-In Hub  
Use XHS® or XHS II® Hub Kit  
**121**  
OR  
**221**  




Boat Description/ Length	MATCH MICHIGAN					
	ALUMINUM PROPELLERS					
	Dia.	Rot.	Pitch	Bld #	OEM Part #	Part #
20' & Up - AL	10-1/4	R	9	3	5032171	062208
20' & Up - AL	10-1/4	R	10	3	5032107	062204
17'-20' - AL	10-1/4	R	11	3	5032108	062205
15'-18' - AL	10-1/4	R	12	3	5032109	062206
13'-15' - AL	10-1/4	R	13	3	5032110	062207
13'-15' - AL	10-1/4	R	14	3	5032106	062209
Up to 15' - LL	10-1/4	R	15	3		062210

Rubber Hub Bushing  
Part # 65-339

Boat Description/ Length	BALLISTIC MICHIGAN					
	STAINLESS STEEL - E SERIES PROPELLERS					
	Dia.	Rot.	Pitch	Bld #	OEM Part #	Part #
	10-1/8	R	13	3		* 933013
	10-1/8	R	15	3		* 933015

Drop-In Hub  
Use XHS® or XHS II® Hub Kit  
**121**  
OR  
**221**  


\* May interfere with trim tab.

**15-35 HORSEPOWER • 3" GEARCASE**

Thru Hub Exhaust & 14 Tooth Spline • **MUST use Gearcase Adapter Ring supplied with propeller.** • VORTEX® PROPELLER MAY INTERFERE WITH SKEG ON ANY MODEL

15 HP E-TEC® H.O. ....2011 & Newer      25 HP 2 & 3 Cyl. ....1984 & Newer      30 HP E-TEC® .....2009 & Newer  
 20 HP 2 Cyl. ....1984-1997      25 HP E-TEC® .....2009 & Newer      35 HP 2 Cyl ..... 1979-1983  
 25 HP (Commercial) .....1993-2005      30 HP 2 Cyl. ....1984 & Newer      35 HP 3 Cyl ..... 1997-2001

Boat Description/ Length	VORTEX MICHIGAN					
	ALUMINUM - E SERIES PROPELLERS					
	Dia.	Rot.	Pitch	Bld #	OEM Part #	Part #
17'-20' - AL, SK	10-1/2	R	9	3		992501
17'-20' - AL, SK	10-1/2	R	10	3		992502
16'-18' - AL, SK	10-1/2	R	11	3	765049	992503
16'-18' - AL, SK	10-1/8	R	12	3		992504
15'-17' - AL, SK	10-1/8	R	13	3	778863	992505
13'-15' - AL, SK	10-1/8	R	14	3		992506


Drop-In Hub  
Use XHS® or XHS II® Hub Kit  
**118**  
OR  
**218**  




Boat Description/ Length	MATCH MICHIGAN					
	ALUMINUM PROPELLERS					
	Dia.	Rot.	Pitch	Bld #	OEM Part #	Part #
17'-20' - AL, SK	11	R	9	3	765048	012054
16'-18' - AL, SK	10-1/2	R	11	3	765049	012055
15'-17' - AL, SK	10	R	13	3	778863	012056
13'-15' - AL, SK	10	R	15	3	763486	012057
15'-17' - AL, SK	10	R	13	3	778863	012213

Rubber Hub Bushing  
Part # 65-251

Boat Description/ Length	BALLISTIC MICHIGAN					
	STAINLESS STEEL - E SERIES PROPELLERS					
	Dia.	Rot.	Pitch	Bld #	OEM Part #	Part #
	10-1/8	R	13	3		933013
	10-1/8	R	15	3		933015

Drop-In Hub  
Use XHS® or XHS II® Hub Kit  
**118**  
OR  
**218**  


**40-50 HORSEPOWER • JOHNSON • 3-1/4" GEARCASE**

Thru Hub Exhaust & 13 Tooth Spline

40 HP 4-Stroke .....1999-2005      50 HP 4-Stroke ..... 1999-2005

<b>VORTEX</b> MICHIGAN				<b>APOLLO</b> MICHIGAN									
ALUMINUM - D SERIES PROPELLERS				STAINLESS STEEL - D SERIES PROPELLERS									
3-BLADE		LG. DIAMETER 3-BLADE		4-BLADE									
Dia.	Rot.	Pitch	Part #	Dia.	Rot.	Pitch	Part #	Dia.	Rot.	Pitch	Bld #	OEM Part #	Part #
								11-1/2	R	8			
				12-1/4	R	9	992601	11-1/2	R	9			
				11-3/4	R	10	992602	11-1/2	R	10			
10-3/8	R	11	992404	11-5/8	R	11	992603	<b>4-BLADE</b>					
10-3/8	R	12	992405	11-3/8	R	12	992604	10-5/8	R	12			993405
10-3/8	R	13	992406	11-1/8	R	13	992605	10-3/8	R	13			993406
10-3/8	R	14	992407	11-1/4	R	14	992606	10-1/8	R	14			993407
10	R	15	992408					10-1/8	R	15			993408
10	R	16	992409										

**Drop-In Hub**

Use XHS® or XHS II® Hub Kit

**115 OR 215**

Refer to Pages 55-57 for Details on Hub Kit Components.

**Drop-In Hub**

Use XHS® or XHS II® Hub Kit

**115 OR 215**

Refer to Pages 55-57 for Details on Hub Kit Components.

		<b>MATCH</b> MICHIGAN				<b>BALLISTIC</b> MICHIGAN							
		ALUMINUM PROPELLERS						STAINLESS STEEL - D SERIES PROPELLERS					
Boat Description/Length		Dia.	Rot.	Pitch	Bld #	OEM Part #	Part #	Dia.	Rot.	Pitch	Bld #	OEM Part #	Part #
18'-21' - AL		12-1/4	R	9	3	776807	032046						
18'-21' - AL		11-3/4	R	10	3	778606	032045						
16'-19' - AL		11-1/2	R	11	3	778607	062211						
16'-19' - AL		11-1/2	R	12	3	778608	062212						
14'-18' - AL		11-1/2	R	13	3	778609	062213	10-1/8	R	13	3		933213
14'-18' - AL		11-1/2	R	14	3	778610	062214						
13'-15' - AL		11-1/4	R	15	3		062215	10-1/8	R	15	3		933215
13'-15' - LL		11-1/8	R	16	3		062216						
Up to 15' - LL		11	R	17	3		062217						

**Rubber Hub Bushing**

Part # 65-205

**Drop-In Hub**

Use XHS® or XHS II® Hub Kit

**115 OR 215**


Refer to Pages 55-57 for Details on Hub Kit Components.

**40-75 HORSEPOWER • SMALL (3-3/8") GEARCASE**

Thru Hub Exhaust & 13 Tooth Spline

40 HP 2 Cyl.....1984-2005      55 HP ..... 1976-1979      75 HP 3 Cyl. .... 1975-1985  
 48 HP.....1987-1996      65 HP 2 Cyl..... 1980-1985      Sprint/Formula E ..... 1986-1992  
 50 HP 2 Cyl.....1975-2005


<b>VORTEX</b> MICHIGAN				<b>APOLLO</b> MICHIGAN									
ALUMINUM - C SERIES PROPELLERS				STAINLESS STEEL - C SERIES PROPELLERS									
3-BLADE		LG. DIAMETER 3-BLADE		4-BLADE									
Dia.	Rot.	Pitch	Part #	Dia.	Rot.	Pitch	Part #	Dia.	Rot.	Pitch	Bld #	OEM Part #	Part #
								11-1/2	R	8			
								11-1/2	R	9			
								11-1/2	R	10			
11-3/4	R	13	992301	12-1/2	R	13	992311						
11-3/4	R	15	992302	12-1/4	R	15	992312						
11-3/4	R	17	992303										




992303



012036



012037



011027

		<b>MATCH</b> MICHIGAN				<b>BALLISTIC</b> MICHIGAN							
		ALUMINUM PROPELLERS						STAINLESS STEEL - C SERIES PROPELLERS					
Boat Description/Length		Dia.	Rot.	Pitch	Bld #	OEM Part #	Part #	Dia.	Rot.	Pitch	Bld #	OEM Part #	Part #
CR, HB		13	R	11	3	763488	012036						
15'-18' - AL, SK		12-1/2	R	13	3	763461	012037						
14'-17' - AL, SK		12-1/4	R	15	3	778774	011027	12-3/8	R	15	3		933315
13'-15' - LL		11-3/4	R	17	3	763462	011028	12	R	17	3		933317

**Rubber Hub Bushing**

Part # 65-241

**Drop-In Hub**

Use XHS® or XHS II® Hub Kit

**111 OR 211**

Refer to Pages 55-57 for Details.

**40-75 HORSEPOWER • LARGE (4-1/4") GEARCASE**

Thru Hub Exhaust & 13 Tooth Spline

40 HP E-TEC®	.....2004 & Newer
45 HP 2 Cyl. Commercial	.....1986-1995
50 HP E-TEC®	.....2004 & Newer
50 HP 2 Cyl. Commercial	.....1977-1979
50 HP 2 Cyl. Pleasure	.....1971-1974
50 HP 3 Cyl. Pleasure	.....1994-1998
55 HP 3 Cyl.	.....1968-1969

55 HP 2 Cyl. Commercial	.....1980 & Newer
55 HP E-TEC®	.....2009 & Newer
60 HP 3 Cyl. Pleasure	.....1970-1971; 1986-2001
60 HP E-TEC®	.....2004 & Newer
60 HP 4-Stroke	.....1998 & Newer
65 HP 3 Cyl. Pleasure	.....1972-1973
65 HP 3 Cyl. Commercial	.....1984-2001

65 HP Pontoon Series	.....2014 & Newer
70 HP 3 Cyl. Pleasure	.....1974 & Newer
70 HP 3 Cyl. Commercial	.....1974-2001
70 HP 4-Stroke	.....1998 & Newer
75 HP 3 Cyl. Pleasure	.....1975-1984
75 HP E-TEC®	.....2004 & Newer

VORTEX MICHIGAN						APOLLO MICHIGAN									
3-BL ALUMINUM - B SERIES			4-BL ALUMINUM - B SERIES			Drop-In Hub	STAINLESS STEEL - B SERIES PROPELLERS					Drop-In Hub			
Dia.	Rot.	Pitch	Bld #	Part #	Dia.		Rot.	Pitch	Bld #	OEM Part #	Part #				
14	R	10	3	992109											
14	R	11	3	992111	13-7/8	R	11	4	941411						
14	R	13	3	992112	13-7/8	R	13	4	941413						
13-3/4	R	15	3	992113	13-3/8	R	15	4	941415	13-3/8	R	15	3	763950	993143
										13-3/8	L	15	3		993153
13-1/4	R	17	3	992114	13	R	17	4	941417	13-1/4	R	17	3	763951	993144
										13-1/4	L	17	3		993154
13	R	19	3	992115	12-1/2	R	19	4	941419	13-1/8	R	19	3	763952	993145
										13-1/8	L	19	3		993155
12-3/4	R	21	3	992116						13	R	21	3		993146
										13	L	21	3		993156

Boat Description/ Length	MATCH MICHIGAN						Drop-In Hub	BALLISTIC MICHIGAN					
	ALUMINUM PROPELLERS							STAINLESS STEEL - B SERIES PROPELLERS					
	Dia.	Rot.	Pitch	Bld #	OEM Part #	Part #		Dia.	Rot.	Pitch	Bld #	OEM Part #	Part #
CR, HB	14	R	11	3	763301	012047							
19'-22' - AL	14	R	13	3	◆ 765181	011001	Rubber Hub Bushing Part # 65-172						
17'-19' - AL	13-3/4	R	15	3	◆ 765182	011002		13-5/8	R	15	3		933415
15'-17' - AL	13-1/4	R	17	3	◆ 765183	011003		13-1/2	R	17	3		933417
15'-17' - AL, SK	14	R	17	3	176214	* 011024							
14'-16' - AL	13	R	19	3	◆ 765184	011004		13-3/8	R	19	3		933419
14'-16' - AL, SK	14	R	19	3	176215	* 011025							
13'-15' - AL, SK	12-3/4	R	21	3	◆ 765185	011005		13-1/8	R	21	3		933421
14'-16' - AL	13-1/4	R	19	3	◆ 765184	011419							

Note: For 60 HP & 70 HP 4-Stroke engine applications, 1998 & Newer, use XHS II® (Drop-In Hub) Kit # 210.  
For all other engine applications use XHS II® (Drop-In Hub) Kit # 206.

Note: ◆ When replacing Interchangeable Hub Evinrude® aluminum propeller with Michigan Match, Michigan Match Thrust Washer P/N 990406 is required.



011003



011024



941413



990406



Key to Abbreviations: LL = Light Loads; SB = Sailboat; AL = All Loads; SK = Skiboat; WB = Workboat; HB = Houseboat; CR = Cruisers; HL = Heavy Loads; WD = Weedless

\* If currently using uncupped propeller, use cupped propeller having 2" less pitch. Boats with power trim use same pitch.

**85-140 HORSEPOWER • V-4 (4-1/4") GEARCASE**

Thru Hub Exhaust & 13 Tooth Spline

85 HP.....1969-1980; 1991-1995	100 HP.....1979-1980; 1989-1993	120 HP.....1986-1994
88 HP.....1981-1996	110 HP.....1986-1989	125 HP.....1971-1972
90 HP.....1981 & Newer	112 HP.....1994-1996	130 HP E-TEC® (20" Shaft Length) . 2004-2010
90 HP E-TEC® (20" Shaft Length).....2004 & Newer	115 HP.....1973 & Newer	135 HP.....1973-1976
90 HP Pontoon Series.....2014 & Newer	115 HP E-TEC® (20" Shaft Length).....2004 & Newer	140 HP.....1977-1994

VORTEX MICHIGAN					4-BL ALUMINUM - B SERIES				
Dia.	Rot.	Pitch	Bld #	Part #	Dia.	Rot.	Pitch	Bld #	Part #
14	R	10	3	992109					
14	R	11	3	992111	13-7/8	R	11	4	941411
14	R	13	3	992112	13-7/8	R	13	4	941413
13-3/4	R	15	3	992113	13-3/8	R	15	4	941415
13-1/4	R	17	3	992114	13	R	17	4	941417
13	R	19	3	992115	12-1/2	R	19	4	941419
12-3/4	R	21	3	992116					

**Drop-In Hub**

Use XHS II® Hub Kit

**206**

Do NOT use Gearcase Adapter Ring supplied with propeller.

Refer to Pages 55-57 for Details on Hub Kit Components.

APOLLO MICHIGAN						STAINLESS STEEL - B SERIES PROPELLERS					
Dia.	Rot.	Pitch	Bld #	OEM Part #	Part #	Dia.	Rot.	Pitch	Bld #	OEM Part #	Part #
						13-3/8	R	15	3	763950	993143
						13-3/8	L	15	3		993153
						13-1/4	R	17	3	763951	993144
						13-1/4	L	17	3		993154
						13-1/8	R	19	3	763952	993145
						13-1/8	L	19	3		993155
						13	R	21	3		993146
						13	L	21	3		993156

**Drop-In Hub**

Use XHS II® Hub Kit

**206**

Do NOT use Gearcase Adapter Ring supplied with propeller.

Refer to Pages 55-57 for Details on Hub Kit Components.

Boat Description/Length	MATCH MICHIGAN					
	Dia.	Rot.	Pitch	Bld #	OEM Part #	Part #
CR, HB	14	R	11	3	763301	012047
CR, HB	14	R	13	3	♦ 765181	011001
20'-24' - AL	13-3/4	R	15	3	♦ 765182	011002
19'-22' - AL	13-1/4	R	17	3	♦ 765183	011003
19'-22' - AL, SK	14	R	17	3	176214	011024
17'-19' - AL	13	R	19	3	♦ 765184	011004
17'-19' - AL, SK	14	R	19	3	176215	011025
15'-18' - AL, SK	12-3/4	R	21	3	♦ 765185	011005
14'-16' - AL	13-1/4	R	19	3	♦ 765184	011419
High Performance						
High Performance						

**Rubber Hub Bushing**

Part # 65-172

BALLISTIC MICHIGAN														
3-BLADE BALLISTIC XHS						3-BLADE BALLISTIC XHS XL								
Dia.	Rot.	Pitch	Bld #	Part #		Dia.	Rot.	Pitch	Bld #	Part #				
						13-5/8	R	15	3	933415				
						13-1/2	R	17	3	933417				
						13-3/8	R	19	3	933419				
						13-1/8	R	21	3	933421				
										13-1/2	R	22	3	953422
										13-1/2	R	24	3	953424

**Drop-In Hub**

Use XHS II® Hub Kit

**206**

Do NOT use Gearcase Adapter Ring supplied with propeller.

Refer to Pages 55-57 for Details on Hub Kit Components.

**Note:** ♦ When replacing Interchangeable Hub Evinrude® aluminum propeller with Michigan Match, Michigan Match Thrust Washer P/N 990406 is required.



90, 115 & 140 HORSEPOWER • JOHNSON • 4-1/4" GEARCASE

Thru Hub Exhaust & 15 Tooth Spline

90 HP 4-Stroke .....2002-2005      115 HP 4-Stroke ..... 2002-2005      140 HP 4-Stroke ..... 2002-2005

		<b>VORTEX</b> MICHIGAN					<b>APOLLO</b> MICHIGAN											
		3-BL ALUMINUM - B SERIES					4-BL ALUMINUM - B SERIES					STAINLESS STEEL - B SERIES PROPELLERS						
		Dia.	Rot.	Pitch	Bld #	Part #	Dia.	Rot.	Pitch	Bld #	Part #	Dia.	Rot.	Pitch	Bld #	OEM Part #	Part #	
		14	R	10	3	992109												
		14	R	11	3	992111	13-7/8	R	11	4	941411							
		14	R	13	3	992112	13-7/8	R	13	4	941413							
		13-3/4	R	15	3	992113	13-3/8	R	15	4	941415	13-3/8	R	15	3	763950	993143	
												13-3/8	L	15	3		993153	
		13-1/4	R	17	3	992114	13	R	17	4	941417	13-1/4	R	17	3	793951	993144	
												13-1/4	L	17	3		993154	
		13	R	19	3	992115	12-1/2	R	19	4	941419	13-1/8	R	19	3	763952	993145	
												13-1/8	L	19	3		993155	
		12-3/4	R	21	3	992116						13	R	21	3		993146	
												13	L	21	3		993156	
		<b>MATCH</b> MICHIGAN					<b>BALLISTIC</b> MICHIGAN											
		ALUMINUM PROPELLERS					STAINLESS STEEL - B SERIES PROPELLERS											
		Dia.	Rot.	Pitch	Bld #	OEM Part #	Part #	3-BLADE BALLISTIC			3-BLADE BALLISTIC XL							
Boat Description/Length		Dia.	Rot.	Pitch	Bld #	OEM Part #	Part #	Dia.	Rot.	Pitch	Bld #	Part #	Dia.	Rot.	Pitch	Bld #	Part #	
	24' & Up - AL	14	R	15	3		061020	13-5/8	R	15	3	933415						
	20'-24' - AL, SK	14	R	17	3		061024	13-1/2	R	17	3	933417						
	20'-24' - AL	14	R	18	3		061026											
	17'-19' - AL, SK	14	R	19	3		061028	13-3/8	R	19	3	933419						
	16'-18' - AL, SK	14	R	21	3		061032	13-1/8	R	21	3	933421	13-1/2	R	22	3	953422	
	15'-18' - AL, SK												13-1/2	R	24	3	953424	

Drop-In Hub  
Use XHS II® Hub Kit  
225 / 226  
USE Gearcase Adapter Ring supplied with propeller.  
Refer to Pages 55-57 for Details on Hub Kit Components.

Drop-In Hub  
Use XHS II® Hub Kit  
225 / 226  
USE Gearcase Adapter Ring supplied with propeller.  
Refer to Pages 55-57 for Details on Hub Kit Components.

Rubber Hub Bushing  
Part # 65-441

Drop-In Hub  
Use XHS II® Hub Kit  
225 / 226  
USE Gearcase Adapter Ring supplied with propeller.

Note: For 90 HP & 115 HP 4-Stroke engine applications use XHS II® (Drop-In Hub) Kit # 225.  
For 140 HP 4-Stroke engine applications use XHS II® (Drop-In Hub) Kit # 226.



061020



061028



200 & 225 HORSEPOWER • JOHNSON • 4-3/4" GEARCASE

Thru Hub Exhaust & 15 Tooth Spline • VORTEX® AND APOLLO® PROPELLER DIAMETERS ARE SLIGHTLY LESS THAN ORIGINAL EQUIPMENT PROPELLERS.

200 HP 4-Stroke .....2004-2005

225 HP 4-Stroke ..... 2004-2005

**VORTEX**  
MICHIGAN

**APOLLO**  
MICHIGAN

3-BL ALUMINUM - A SERIES					4-BL ALUMINUM - A SERIES				
Dia.	Rot.	Pitch	Bld #	Part #	Dia.	Rot.	Pitch	Bld #	Part #
16	R	13	3	992001					
15-1/4	R	15	3	992002					
16	R	16	3	931516					
15	R	17	3	992003	15	R	16	4	992202
14-1/2	R	19	3	992004	14-1/2	R	18	4	992203
14-1/4	R	21	3	992005	14	R	20	4	992204
14	R	23	3	992006					

Drop-In Hub  
Use XHS II® Hub Kit  
**204**

Refer to Pages 55-57 for Details on Hub Kit Components.

STD. 3-BLADE A SERIES				LG DIA. 3-BLADE A SERIES				4-BLADE A SERIES			
Dia.	Rot.	Pitch	Part #	Dia.	Rot.	Pitch	Part #	Dia.	Rot.	Pitch	Part #
14-3/8	R	15	993042								
14-3/8	L	15	993052								
14-1/4	R	17	993043	15-1/2	R	17	993023	14-5/8	R	16	993203
14-1/4	L	17	993053	15-1/2	L	17	993033	14-5/8	L	16	993213
14-1/8	R	19	993044	15-1/4	R	19	993024	14-3/8	R	18	993204
14-1/8	L	19	993054	15-1/4	L	19	993034	14-3/8	L	18	993214
14	R	21	993045	14-3/4	R	21	993025	14-1/8	R	20	993205
14	L	21	993055	14-3/4	L	21	993035	14-1/8	L	20	993215
13-7/8	R	23	993046	14-5/8	R	23	993026	14	R	22	993206
13-7/8	L	23	993056	14-5/8	L	23	993036	14	L	22	993216

Drop-In Hub  
Use XHS II® Hub Kit  
**204**

Refer to Pages 55-57 for Details on Hub Kit Components.

**BALLISTIC**  
MICHIGAN

STAINLESS STEEL - A SERIES PROPELLERS

3-BLADE BALLISTIC					3-BLADE BALLISTIC XL				
Dia.	Rot.	Pitch	Bld #	Part #	Dia.	Rot.	Pitch	Bld #	Part #
14-7/8	R	15	3	933515					
14-3/4	R	17	3	933517					
14-3/4	L	17	3	937517					
14-1/2	R	19	3	933519					
14-1/2	L	19	3	937519					
14-3/8	R	21	3	933521					
14-3/8	L	21	3	937521					
14-1/4	R	23	3	933523					
14-1/4	L	23	3	937523					
14-1/4	R	25	3	* 933525					
					14-3/4	R	22	3	* 953522
					14-3/4	R	24	3	* 953524
					14-3/4	R	26	3	* 953526

Drop-In Hub  
Use XHS II® Hub Kit  
**204**

Refer to Pages 55-57 for Details on Hub Kit Components.

\* May interfere with trim tab.



**150-300 HORSEPOWER • EVINRUDE® E-TEC® G2® GEARCASE**

Thru Hub Exhaust & 15 Tooth Spline

150 HP G2.....	2016 & Newer
150 HP H.O. G2.....	2016 & Newer
175 HP G2.....	2016 & Newer
200 HP G2.....	2016 & Newer

200 HP H.O. G2.....	2014 & Newer
225 HP G2.....	2014 & Newer
225 HP H.O. G2.....	2014 & Newer

250 HP G2.....	2014 & Newer
250 HP H.O. G2.....	2014 & Newer
300 HP G2.....	2014 & Newer

EVINRUDE / JOHNSON

**VORTEX**  
MICHIGAN

**APOLLO**  
MICHIGAN

3-BL ALUMINUM - A SERIES					4-BL ALUMINUM - A SERIES				
Dia.	Rot.	Pitch	Bld #	Part #	Dia.	Rot.	Pitch	Bld #	Part #
16	R	13	3	992001					
15-1/4	R	15	3	992002					
16	R	16	3	931516					
15	R	17	3	992003	15	R	16	4	992202
14-1/2	R	19	3	992004	14-1/2	R	18	4	992203
14-1/4	R	21	3	992005	14	R	20	4	992204
14	R	23	3	992006					

Drop-In Hub

Use XHS II® Hub Kit **228**

Refer to Pages 55-57 for Details on Hub Kit Components.

STD. 3-BLADE A SERIES				LG DIA. 3-BLADE A SERIES				4-BLADE A SERIES			
Dia.	Rot.	Pitch	Part #	Dia.	Rot.	Pitch	Part #	Dia.	Rot.	Pitch	Part #
14-3/8	R	15	993042								
14-3/8	L	15	993052								
14-1/4	R	17	993043	15-1/2	R	17	993023	14-5/8	R	16	993203
14-1/4	L	17	993053	15-1/2	L	17	993033	14-5/8	L	16	993213
14-1/8	R	19	993044	15-1/4	R	19	993024	14-3/8	R	18	993204
14-1/8	L	19	993054	15-1/4	L	19	993034	14-3/8	L	18	993214
14	R	21	993045	14-3/4	R	21	993025	14-1/8	R	20	993205
14	L	21	993055	14-3/4	L	21	993035	14-1/8	L	20	993215
13-7/8	R	23	993046	14-5/8	R	23	993026	14	R	22	993206
13-7/8	L	23	993056	14-5/8	L	23	993036	14	L	22	993216

Drop-In Hub

Use XHS II® Hub Kit **228**

Refer to Pages 55-57 for Details on Hub Kit Components.

**BALLISTIC**  
MICHIGAN

STAINLESS STEEL - A SERIES PROPELLERS

3-BLADE BALLISTIC					3-BLADE BALLISTIC XL				
Dia.	Rot.	Pitch	Bld #	Part #	Dia.	Rot.	Pitch	Bld #	Part #
14-7/8	R	15	3	933515					
14-3/4	R	17	3	933517					
14-3/4	L	17	3	937517					
14-1/2	R	19	3	933519					
14-1/2	L	19	3	937519					
14-3/8	R	21	3	933521					
14-3/8	L	21	3	937521					
14-1/4	R	23	3	933523					
14-1/4	L	23	3	937523	14-3/4	R	22	3	953522
14-1/4	R	25	3	933525	14-3/4	R	24	3	953524
					14-3/4	R	26	3	953526
					4-BLADE BALLISTIC XL				
					14-1/8	R	23	4	963523
					14-1/8	R	25	4	963525
					14-1/8	R	27	4	963527

Drop-In Hub

Use XHS II® Hub Kit **228**

Refer to Pages 55-57 for Details on Hub Kit Components.



**90-300 HORSEPOWER • V-6 (4-3/4") GEARCASE (Includes E-TEC® & E-TEC® H.O. 25" Shaft Length)**

Thru Hub Exhaust & 15 Tooth Spline

90 HP.....1995 & Newer	135 HP.....2014 & Newer	225 HP (Includes E-TEC®).....1986 & Newer
90 HP E-TEC® (25" Shaft Length) ....2004 & Newer	140 (25") HP .....1989-1994	235 HP .....1978-1985
100 HP Commercial .....1984 & Newer	150 HP Commercial .....1995 & Newer	250 HP (Includes E-TEC®).....1991 & Newer
115 HP.....1995 & Newer	150 HP (Includes E-TEC®).....1978 & Newer	275 HP .....1986-1988
115 HP E-TEC® (25" Shaft Length)....2004 & Newer	150 HP Pontoon Series.....2014 & Newer	<b>300 HP .....1988-1995; 09 &amp; Newer</b>
115 HP Pontoon Series.....2014 & Newer	155 HP Commercial .....1978 & Newer	2.6 Liter .....1984-1985
120-140 HP .....1985	175 HP (Includes E-TEC®).....1977 & Newer	3.6 Liter .....1986-1987
130 HP.....1995-1996	185 HP .....1984-1985	<b>*For engines 300 HP or higher, use "High Horsepower Sleeve" (P/N 991372). See Page 48 for more details.</b>
130 HP E-TEC® (25" Shaft Length) .....2009-2010	200 HP (Includes E-TEC®).....1976 & Newer	

**VORTEX**  
MICHIGAN

3-BL ALUMINUM - A SERIES					4-BL ALUMINUM - A SERIES				
Dia.	Rot.	Pitch	Bld #	Part #	Dia.	Rot.	Pitch	Bld #	Part #
16	R	13	3	992001					
15-1/4	R	15	3	992002					
16	R	16	3	931516					
15	R	17	3	992003	15	R	16	4	992202
14-1/2	R	19	3	992004	14-1/2	R	18	4	992203
14-1/4	R	21	3	992005	14	R	20	4	992204
14	R	23	3	992006					

Drop-In Hub

Use XHS II® Hub Kit  
**200 / 201**

Refer to Pages 55-57 for Details on Hub Kit Components.

**APOLLO**  
MICHIGAN

STD. 3-BLADE A SERIES				LG DIA. 3-BLADE A SERIES				4-BLADE A SERIES			
Dia.	Rot.	Pitch	Part #	Dia.	Rot.	Pitch	Part #	Dia.	Rot.	Pitch	Part #
14-3/8	R	15	993042								
14-3/8	L	15	993052								
14-1/4	R	17	993043	15-1/2	R	17	993023	14-5/8	R	16	993203
14-1/4	L	17	993053	15-1/2	L	17	993033	14-5/8	L	16	993213
14-1/8	R	19	993044	15-1/4	R	19	993024	14-3/8	R	18	993204
14-1/8	L	19	993054	15-1/4	L	19	993034	14-3/8	L	18	993214
14	R	21	993045	14-3/4	R	21	993025	14-1/8	R	20	993205
14	L	21	993055	14-3/4	L	21	993035	14-1/8	L	20	993215
13-7/8	R	23	993046	14-5/8	R	23	993026	14	R	22	993206
13-7/8	L	23	993056	14-5/8	L	23	993036	14	L	22	993216

Drop-In Hub

Use XHS II® Hub Kit  
**200 / 201**

Refer to Pages 55-57 for Details on Hub Kit Components.

**MATCH**  
MICHIGAN

Boat Description/ Length	ALUMINUM PROPELLERS					
	Dia.	Rot.	Pitch	Bld #	OEM Part #	Part #
CR, HB	15-1/2	R	13	3	763453	011016
CR, HB	15-1/2	R	15	3	765186	011006
20'-26' - AL, SK	15	R	17	3	765187	011007
20'-26' - AL, SK						
18'-22' - AL, SK	14-1/2	R	19	3	765188	011008
18'-22' - AL, SK						
17'-19' - AL, SK	14-1/4	R	21	3	765189	011009
17'-19' - AL, SK						
15'-18' - AL, SK						
15'-18' - AL, SK						
High Performance						
High Performance						
50-62 MPH						
55-67 MPH						
60-72 MPH						

Rubber Hub Bushing  
Part # 65-254

**BALLISTIC**  
MICHIGAN

STAINLESS STEEL - A SERIES PROPELLERS									
3-BLADE BALLISTIC					3-BLADE BALLISTIC XL				
Dia.	Rot.	Pitch	Bld #	Part #	Dia.	Rot.	Pitch	Bld #	Part #
14-7/8	R	15	3	933515					
14-3/4	R	17	3	933517					
14-3/4	L	17	3	937517					
14-1/2	R	19	3	933519					
14-1/2	L	19	3	937519					
14-3/8	R	21	3	933521					
14-3/8	L	21	3	937521					
14-1/4	R	23	3	933523					
14-1/4	L	23	3	937523	14-3/4	R	22	3	953522
14-1/4	R	25	3	933525	14-3/4	R	24	3	953524
					14-3/4	R	26	3	953526
4-BLADE BALLISTIC XL									
					14-1/8	R	23	4	963523
					14-1/8	R	25	4	963525
					14-1/8	R	27	4	963527

Drop-In Hub

Use XHS II® Hub Kit  
**200 / 201**

Refer to Pages 55-57 for Details on Hub Kit Components.

Note: For engine applications 1976-1990 use XHS II® (Drop-In Hub) Kit #201.  
For engine applications 1991 & Newer use XHS II® (Drop-In Hub) Kit #200.

**3.5-8 HORSEPOWER**

Non-Thru Hub Exhaust & 9 Tooth / Pin Drive

3.5 HP.....1982-1984	5 HP.....1987-1998	7 HP.....1968-1988
4 HP.....1977-1987	6 HP.....1975-1981	7.5 HP.....1979-1984
4.4 HP.....1968-1988	6.6 HP.....1968-1988	8 HP.....1975-1978

MATCH MICHIGAN						
ALUMINUM PROPELLERS						
Boat Description/ Length	Dia.	Rot.	Pitch	Bld #	OEM Part #	Part #
Standard Replacement	7-1/4	R	5-1/2	3	48-FP488	072123



Rubber Hub Bushing  
Part # 65-220

**6-10 HORSEPOWER**

Non-Thru Hub Exhaust & 14 Tooth / Pin Drive

6 & 10 HP Sailor.....1976-1977	Sailor 180.....1979-1984	Sailor 280.....1979
Sailor 150.....1978	Sailor 250.....1979-1984	

MATCH MICHIGAN						
ALUMINUM PROPELLERS						
Boat Description/ Length	Dia.	Rot.	Pitch	Bld #	OEM Part #	Part #
SB	10-3/8	R	10	3	FP-278	072014



Rubber Hub Bushing  
Part # 65-164

**9.9-15 HORSEPOWER**

Thru Hub Exhaust & 8 Tooth Spline

9.9 HP.....1996-1998	15 HP.....1996-1998
----------------------	---------------------

MATCH MICHIGAN						
ALUMINUM PROPELLERS						
Boat Description/ Length	Dia.	Rot.	Pitch	Bld #	OEM Part #	Part #
16'-20' - AL	9-1/4	R	7	3	48-828152A12	032056
14'-20' - AL	9	R	8	3	48-828154A12	032053
14'-18' - AL	9	R	9	3	48-828156A12	032052
14'-16' - AL	9	R	10-1/2	3	48-828158A12	032050



Rubber Hub Bushing  
Part # 65-429

**25 HORSEPOWER • 3" GEARCASE**

Thru Hub Exhaust & 10 Tooth Spline • **MUST use Gearcase Adapter Ring supplied with propeller.**

25 HP 3 Cyl.....1995-1998
---------------------------

VORTEX MICHIGAN						
ALUMINUM - E SERIES PROPELLERS						
Boat Description/ Length	Dia.	Rot.	Pitch	Bld #	OEM Part #	Part #
	10-1/2	R	9	3		992501
	10-1/2	R	10	3		992502
15'-19' - AL	10-1/2	R	11	3	48-19638A40	992503
15'-17' - AL	10-1/8	R	12	3		992504
13'-15' - LL	10-1/8	R	13	3	48-19640A40	992505
Up to 14' - LL	10-1/8	R	14	3		992506

Drop-In Hub  
Use XHS® or XHS II® Hub Kit  
**120 OR 220**



MATCH MICHIGAN						
ALUMINUM PROPELLERS						
Boat Description/ Length	Dia.	Rot.	Pitch	Bld #	OEM Part #	Part #
15'-19'	10-3/8	R	11	3	48-19638A40	031049
13'-15'	10-3/8	R	13	3	48-19640A40	031048
Up to 14'						

Rubber Hub Bushing  
Part # 65-308

BALLISTIC MICHIGAN						
STAINLESS STEEL - E SERIES PROPELLERS						
Boat Description/ Length	Dia.	Rot.	Pitch	Bld #	OEM Part #	Part #
	10-1/8	R	13	3		933013
	10-1/8	R	15	3		933015

Drop-In Hub  
Use XHS® or XHS II® Hub Kit  
**120 OR 220**

**Note:** \* May interfere with trim tab.

Key to Abbreviations: LL = Light Loads; SB = Sailboat; AL = All Loads; SK = Skiboat; WB = Workboat; HB = Houseboat; CR = Cruisers; HL = Heavy Loads; WD = Weedless

FORCE / CHRYSLER / US MARINE

**20-60 HORSEPOWER**

Non-Thru Hub Exhaust & 14 Tooth / Pin Drive • Will fit Sailor 6-10 HP engines, as required for RPM

20-25 HP.....1979-1981	40 HP.....1992-1994	55 HP ❖❖.....1966-1983
30 HP.....1966-1976	45 HP.....1966-1984	60 HP ❖❖.....1966-1975
35 HP.....1966-1991	50 HP.....1982-1994	

Boat Description/ Length	MATCH MICHIGAN					
	ALUMINUM PROPELLERS					
	Dia.	Rot.	Pitch	Bld #	OEM Part #	Part #
CR, HB, SB	10-3/8	R	10	3	48-819337A40	<b>072014</b>
17'-19' - AL, SK	10-3/8	R	11-1/2	3	48-819336A40	<b>072131</b>
16'-17' - AL, SK	10-3/8	R	12-1/2	3	48-819335A40	<b>072132</b>
14'-16' - AL, SK	10-3/8	R	13-1/2	3	48-819334A40	<b>072133</b>



072014

Rubber  
Hub  
Bushing  
Part # 65-164

FORCE / CHRYSLER /  
U.S. MARINE

**40-75 HORSEPOWER • 3-1/4" GEARCASE**

Thru Hub Exhaust & 13 Tooth Spline

40 HP.....1995-1998	70 HP.....1991-1995	75 HP.....1996-1998
50 HP.....1995-1998		

VORTEX MICHIGAN											
ALUMINUM - D SERIES PROPELLERS											
3-BLADE				LG. DIAMETER 3-BLADE			4-BLADE				
Dia.	Rot.	Pitch	Part #	Dia.	Rot.	Pitch	Part #	Dia.	Rot.	Pitch	Part #
								11-1/2	R	8	992401
				12-1/4	R	9	992601	11-1/2	R	9	992402
				11-3/4	R	10	992602	11-1/2	R	10	992403
10-3/8	R	11	992404	11-5/8	R	11	992603	<b>4-BLADE</b>			
10-3/8	R	12	992405	11-3/8	R	12	992604	10-5/8	R	12	941212
10-3/8	R	13	992406	11-1/8	R	13	992605	10-3/8	R	13	941213
10-3/8	R	14	992407	11-1/4	R	14	992606	10-1/8	R	14	941214
10	R	15	992408					10-1/8	R	15	941215
10	R	16	992409								

Drop-In  
Hub  
Use XHS®  
or XHS II®  
Hub Kit

**114**  
OR  
**214**

Refer to  
Pages 55-57  
for Details  
on Hub Kit  
Components.

APOLLO MICHIGAN						
STAINLESS STEEL - D SERIES PROPELLERS						
Dia.	Rot.	Pitch	Bld #	OEM Part #	Part #	
10-3/4	R	12	3		993405	
10-1/2	R	13	3		993406	
10-3/8	R	14	3		993407	
10-1/8	R	15	3		993408	

Drop-In  
Hub  
Use XHS®  
or XHS II®  
Hub Kit

**114**  
OR  
**214**

Refer to  
Pages 55-57  
for Details  
on Hub Kit  
Components.

Boat Description/ Length	MATCH MICHIGAN					
	ALUMINUM PROPELLERS					
	Dia.	Rot.	Pitch	Bld #	OEM Part #	Part #
19' & Up	12-1/2	R	8	3	48-42738A10	<b>032141</b>
19' & Up	12-1/4	R	9	3		<b>032143</b>
17'-19' - AL, SK	11-1/4	R	10	3	48-73132A40	<b>031015</b>
16'-18' - AL, SK	12	R	10-1/2	3	48-42740A10	<b>032142</b>
16'-18' - AL, SK	10-7/8	R	11	3	48-85632A40	<b>031053</b>
15'-17' - AL, SK	10-3/4	R	12	3	48-816702A40	<b>031056</b>
15'-17' - AL, SK	10-5/8	R	12	3	48-73134A40	<b>031016</b>
14'-17' - AL, SK	10-1/2	R	13	3	48-816704A40	<b>031057</b>
14'-17' - AL, SK	10-3/8	R	13	3	48-73136A40	<b>031017</b>
14'-16' - LL	10-3/8	R	14	3	48-816706A40	<b>031058</b>
14'-16' - LL	10-1/4	R	14	3	48-73138A40	<b>031018</b>
13'-15' - LL	10-1/8	R	15	3	48-73140A40	<b>031019</b>
Up to 15'	10	R	17	3	48-73144A40	<b>031020</b>

Rubber  
Hub  
Bushing  
Part # 65-264

BALLISTIC MICHIGAN						
STAINLESS STEEL - D SERIES PROPELLERS						
Dia.	Rot.	Pitch	Bld #	OEM Part #	Part #	
10-1/8	R	13	3		933213	
10-1/8	R	15	3		933215	

Drop-In  
Hub

Use XHS®  
or XHS II®  
Hub Kit  
**114**  
OR  
**214**

Refer to  
Pages 55-57  
for Details  
on Hub Kit  
Components.

Key to Abbreviations: LL = Light Loads; SB = Sailboat; AL = All Loads; SK = Skiboat; WB = Workboat; HB = Houseboat; CR = Cruisers; HL = Heavy Loads; WD = Weedless

❖❖ Two-piece lower unit.

**75-140 HORSEPOWER • SINGLE EXHAUST UNITS ❖ (SEE BELOW)**

Non-Thru Hub Exhaust & 15 Tooth Spline

75 HP Std. & Charger .....1980-1984	105 HP ..... 1977-1978; 1982	135 HP .....1977
85 HP Std. & Charger .....1978-1989	115 HP Std. & Charger ..... 1978-1984	140 HP ..... 1978-1984
90 HP .....1983-1984	120 HP .....1977	
100 HP .....1979-1984	125 HP ..... 1977; 1982; 1985-1989	

Boat Description/ Length	MATCH MICHIGAN					
	ALUMINUM PROPELLERS					
	Dia.	Rot.	Pitch	Bld #	OEM Part #	Part #
16'-17' - AL, SK	13-1/8	R	15	3	FPS519	072055
14'-16' - AL, SK	13-1/4	R	17	3	FPS623	072107
14'-16' - LL	13	R	19	3	FPS625	072108



Rubber  
Hub  
Bushing  
Part # 65-376

**85-150 HORSEPOWER • DUAL EXHAUST UNITS • 4-1/4" GEARCASE (SEE BELOW)**

Thru Hub Exhaust & 15 Tooth Spline

85 HP .....1988-1989	120 HP .....1990-1994	150 HP ..... 1989-1994
90 HP .....1990-1994	120 HP L-Drive ..... 1989-1991	150 HP L-Drive .....1991
90 HP L-Drive .....1989-1991	125 HP ..... 1988-1989	

VORTEX MICHIGAN				
3-BL ALUMINUM - B SERIES			4-BL ALUMINUM - B SERIES	
Dia.	Rot.	Pitch	Bld #	Part #
14	R	10	3	992109
14	R	11	3	992111
14	R	13	3	992112
13-3/4	R	15	3	992113
13-1/4	R	17	3	992114
13	R	19	3	992115
12-3/4	R	21	3	992116

Drop-In  
Hub  
Use XHS  
II®  
Hub Kit  
**202**  
Do NOT use  
Gearcase  
Adapter Ring  
supplied with  
propeller.

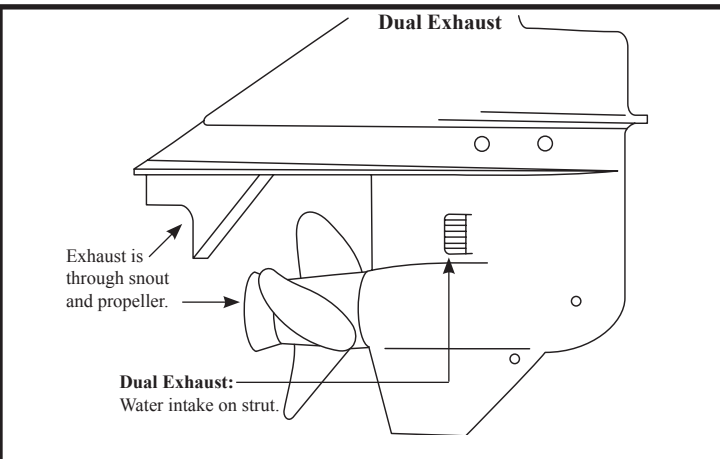
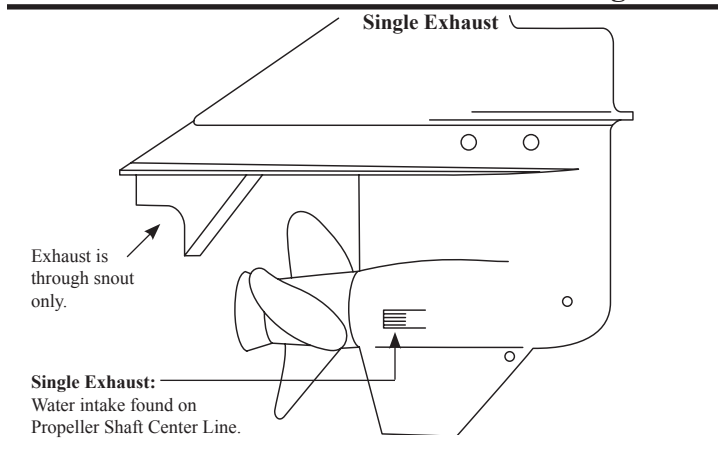


Boat Description/ Length	MATCH MICHIGAN					
	ALUMINUM PROPELLERS					
	Dia.	Rot.	Pitch	Bld #	OEM Part #	Part #
17'-22' - AL, SK	13-1/2	R	15	3	48-FP669-1	* 071035
17'-22' - AL, SK	13-1/2	R	15	3	48-FP692-1	072127
16'-20' - AL, SK	13-1/2	R	17	3	48-FP685-1	* 071036
16'-20' - AL, SK	13-1/2	R	17	3	48-FP685-1	072128

Rubber  
Hub  
Bushing  
Part # 65-262



**Single vs. Dual Exhaust**



Key to Abbreviations: LL = Light Loads; SB = Sailboat; AL = All Loads; SK = Skiboat; WB = Workboat; HB = Houseboat; CR = Cruisers; HL = Heavy Loads; WD = Weedless

\* If currently using uncupped propeller, use cupped propeller having 2" less pitch. Boats with power trim use same pitch.

**75-150 HORSEPOWER • USING MERCURY 4-1/4" GEARCASE (SEE BELOW)**

Thru Hub Exhaust & 15 Tooth Spline

75 HP .....1999	120 HP .....1995 & Newer	150 HP .....1989-1994
90 HP .....1995 & Newer	120 HP L-Drive .....1990-1991	150 HP L-Drive .....1991
90 HP L-Drive .....1990-1991		

**VORTEX**  
MICHIGAN

3-BL ALUMINUM - B SERIES					4-BL ALUMINUM - B SERIES				
Dia.	Rot.	Pitch	Bld #	Part #	Dia.	Rot.	Pitch	Bld #	Part #
14	R	10	3	992109					
14	R	11	3	992111	13-7/8	R	11	4	941411
14	R	13	3	992112	13-7/8	R	13	4	941413
13-3/4	R	15	3	992113	13-3/8	R	15	4	941415
13-1/4	R	17	3	992114	13	R	17	4	941417
13	R	19	3	992115	12-1/2	R	19	4	941419
12-3/4	R	21	3	992116					

Drop-In Hub

Use XHS II® Hub Kit  
**202**

USE Gearcase Adapter Ring supplied with propeller.

Refer to Pages 55-57 for Details on Hub Kit Components.

**APOLLO**  
MICHIGAN

STAINLESS STEEL - B SERIES PROPELLERS					
Dia.	Rot.	Pitch	Bld #	OEM Part #	Part #
13-3/8	R	15	3		993143
13-3/8	L	15	3		993153
13-1/4	R	17	3		993144
13-1/4	L	17	3		993154
13-1/8	R	19	3		993145
13-1/8	L	19	3		993155
13	R	21	3		993146
13	L	21	3		993156

Drop-In Hub

Use XHS II® Hub Kit  
**202**

USE Gearcase Adapter Ring supplied with propeller.

Refer to Pages 55-57 for Details on Hub Kit Components.

**MATCH**  
MICHIGAN

Boat Description/Length	ALUMINUM PROPELLERS					
	Dia.	Rot.	Pitch	Bld #	OEM Part #	Part #
25' & Up - AL	14	R	10	3		031061
25' & Up	14	R	11	3	48-77338A45	031254
22' & Up	14	R	13	3	48-77340A45	031055
19'-24' - AL	13-1/2	R	15	3	48-77342A45	031041
17'-20' - AL, SK	13-1/4	R	17	3	48-77344A45	031042
16'-19' - AL	13	R	19	3	48-77346A45	031043
15'-18' - AL	12-3/4	R	21	3	48-77348A45	031044

Rubber Hub Bushing  
Part # 65-444

**BALLISTIC**  
MICHIGAN

STAINLESS STEEL - B SERIES PROPELLERS									
3-BLADE BALLISTIC					3-BLADE BALLISTIC XL				
Dia.	Rot.	Pitch	Bld #	Part #	Dia.	Rot.	Pitch	Bld #	Part #
13-5/8	R	15	3	933415					
13-1/2	R	17	3	933417					
13-3/8	R	19	3	933419					
13-1/8	R	21	3	933421	13-1/2	R	22	3	* 953422
					13-1/2	R	24	3	* 953424

Drop-In Hub

Use XHS II® Hub Kit  
**202**

USE Gearcase Adapter Ring supplied with propeller.

Refer to Pages 55-57 for Details on Hub Kit Components.

Note: \* Requires Michigan Wheel high performance trim tab P/N 990404.



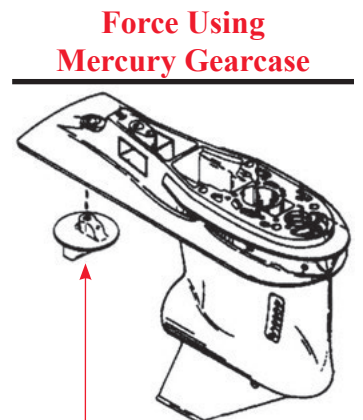
031042



031043



990404



Force Using Mercury Gearcase

Exhaust is through propeller only. No exhaust snout, trim tab only.

Key to Abbreviations: LL = Light Loads; SB = Sailboat; AL = All Loads; SK = Skiboat; WB = Workboat; HB = Houseboat; CR = Cruisers; HL = Heavy Loads; WD = Weedless

\* Limited Inventory Item.

For all units 1995 & Newer. Requires thrust washer 13191A1.

**7.5-10 HORSEPOWER**

Non-Thru Hub Exhaust & Pin Drive

BF 7.5.....1978-1987      BF 8..... 1987-1999      BF 100 (10 HP) .....All Years

Boat Description/ Length	MATCH MICHIGAN					
	ALUMINUM PROPELLERS					
	Dia.	Rot.	Pitch	Bld #	OEM Part #	Part #
16' & Up - LL	9-1/4	R	7	3		012102
14'-16' - LL	9	R	9	3	58130-881-840ZA	012109
12'-14' - LL	9	R	10	3		012011
12'-14' - LL	9-1/4	R	11	3		012013



Rubber  
Hub  
Bushing  
Part # 65-079

**8-20 HORSEPOWER • 2-1/2" GEARCASE**

Thru Hub Exhaust & 8 Tooth Spline

BF 8.....2000 & Newer      BF 15.....1991 & Newer      BF 20.....2003 & Newer  
BF 9.9.....1988 & Newer

Boat Description/ Length	MATCH MICHIGAN					
	ALUMINUM PROPELLERS					
	Dia.	Rot.	Pitch	Bld #	OEM Part #	Part #
15'-17' - AL	9-1/4	R	8	3	58130-ZV4-008AH	102003
14'-16' - AL	9-1/4	R	9	3	58130-ZV4-009AH	102004
14'-16' - AL	9-1/4	R	9-3/4	3		102106
Up to 15' - LL	9-1/4	R	10-1/2	3	58130-ZV4-010AH	102005
Up to 15' - LL	9-1/4	R	12	3		102107



Rubber  
Hub  
Bushing  
Part # 65-359

Refer to  
Pages 53-54  
for Details  
on Attachment  
Hardware  
Components.


**25-30 HORSEPOWER • 3" GEARCASE**

Thru Hub Exhaust & 10 Tooth Spline • **MUST use Gearcase Adapter Ring supplied with propeller.**

BF 25.....1994 & Newer      BF 30.....1995 & Newer

Boat Description/ Length	VORTEX MICHIGAN					
	ALUMINUM - E SERIES PROPELLERS					
	Dia.	Rot.	Pitch	Bld #	OEM Part #	Part #
20' & Up	10-1/2	R	9	3		992501
20' & Up	10-1/2	R	10	3		992502
17'-20' - AL	10-1/2	R	11	3	48-19638A40	992503
15'-18' - AL	10-1/8	R	12	3		992504
13'-15' - LL	10-1/8	R	13	3	48-19640A40	992505
13'-15' - LL	10-1/8	R	14	3		992506

Drop-In  
Hub  
Use XHS®  
or XHS II®  
Hub Kit  
**119**  
OR  
**219**



Boat Description/ Length	MATCH MICHIGAN					
	ALUMINUM PROPELLERS					
	Dia.	Rot.	Pitch	Bld #	OEM Part #	Part #
20' & Up	9-7/8	R	9	3	58130-ZW2-F11AZ	111103
18'-20' - AL	9-7/8	R	10	3	58130-ZW2-F21ZA	111107
17'-20' - AL	9-7/8	R	11	3	58130-ZW2-F31ZA	111105
15'-18' - AL	9-7/8	R	12	3	58130-ZW2-F01ZA	111106
13'-15' - LL	9-7/8	R	13	3	58130-ZW2-F41AZ	111108
Up to 15' - LL						

Rubber  
Hub  
Bushing  
Part # 65-448  
Refer to  
Pages 53-54  
for Details  
on Attachment  
Hardware  
Components.

Boat Description/ Length	BALLISTIC MICHIGAN					
	STAINLESS STEEL - E SERIES PROPELLERS					
	Dia.	Rot.	Pitch	Bld #	OEM Part #	Part #
	10-1/8	R	13	3		※ 933013
	10-1/8	R	15	3		※ 933015

Drop-In  
Hub  
Use XHS®  
or XHS II®  
Hub Kit  
**119**  
OR  
**219**

Note: ※ May interfere with trim tab.

**35-60 HORSEPOWER • 3-1/4" GEARCASE**

Thru Hub Exhaust & 13 Tooth Spline

BF 35.....1991-1994	BF 45..... 1991-1994	BF 60 / 60A .....2010 & Newer
BF 40..... 1995 & Newer	BF 50 / 50A ..... 1995 & Newer	

<b>VORTEX</b> MICHIGAN				<b>APOLLO</b> MICHIGAN							
ALUMINUM - D SERIES PROPELLERS				STAINLESS STEEL - D SERIES PROPELLERS							
3-BLADE		LG. DIAMETER 3-BLADE		4-BLADE		Nearest Equivalent OEM Part #					
Dia.	Rot. Pitch Part #	Dia.	Rot. Pitch Part #	Dia.	Rot. Pitch Part #	Dia.	Rot.	Pitch	Bld #	OEM Part #	Part #
				11-1/2	R 8 992401						
		12-1/4	R 9 992601	11-1/2	R 9 992402						
		11-3/4	R 10 992602	11-1/2	R 10 992403						
10-3/8	R 11 992404	11-5/8	R 11 992603	<b>4-BLADE</b>							
10-3/8	R 12 992405	11-3/8	R 12 992604	10-5/8	R 12 941212	10-3/4	R	12	3	59133-ZV5-012AH	993405
10-3/8	R 13 992406	11-1/8	R 13 992605	10-3/8	R 13 941213	10-1/2	R	13	3	59133-ZV5-013AH	993406
10-3/8	R 14 992407	11-1/4	R 14 992606	10-1/8	R 14 941214	10-3/8	R	14	3	59133-ZV5-014AH	993407
10	R 15 992408			10-1/8	R 15 941215	10-1/8	R	15	3	59133-ZV5-015AH	993408
10	R 16 992409										
<b>MATCH</b> MICHIGAN				<b>BALLISTIC</b> MICHIGAN							
ALUMINUM PROPELLERS				STAINLESS STEEL - D SERIES PROPELLERS							
Boat Description/ Length	Dia.	Rot. Pitch	Bld # OEM Part # Part #	Dia.	Rot. Pitch	Bld # OEM Part # Part #					
Pontoon	12-1/4	R 9	3 59130-ZV5-009AH 032046								
17' & Up - AL, SK	11-3/4	R 10	3 59130-ZV5-860ZA 032045								
16'-18' - AL, SK	11-5/8	R 11	3 59130-ZV5-011AH 032044								
15'-17' - CUPPED	10-5/8	R 12	3 031074								
15'-17' - AL, SK	11-3/8	R 12	3 59130-ZV5-012AH 032043								
14'-17' - CUPPED	10-3/8	R 13	3 031075								
14'-17' - AL, SK	11-1/8	R 13	3 59130-ZV5-013AH 032042								933213
14'-16' - CUPPED	10-1/4	R 14	3 031076								
14'-16' - AL, SK	11-1/4	R 14	3 59130-ZV5-014AH 032041								
13'-15' - AL, SK	11	R 15	3 59130-ZV5-015AH 032040								933215

Drop-In Hub

Use XHS® or XHS II® Hub Kit

**113**  
OR  
**213**

Refer to Pages 55-57 for Details on Hub Kit Components.

Rubber Hub Bushing

Part # 65-205

Refer to Pages 53-54 for Details on Attachment Hardware Components.

Drop-In Hub

Use XHS® or XHS II® Hub Kit

**113**  
OR  
**213**

Refer to Pages 55-57 for Details on Hub Kit Components.

Drop-In Hub

Use XHS® or XHS II® Hub Kit

**113**  
OR  
**213**

Refer to Pages 55-57 for Details on Hub Kit Components.

HONDA



032046



031074



**60-130 HORSEPOWER • 4-1/4" GEARCASE**

Thru Hub Exhaust & 15 Tooth Spline

BFP 60.....2010 & Newer	BF 90.....1995 & Newer	BF 115.....1998-2010
BF 75.....1995 & Newer	BF 100.....2016 & Newer	BF 130.....1998-2004

**VORTEX**  
MICHIGAN

**APOLLO**  
MICHIGAN

3-BL ALUMINUM - B SERIES					4-BL ALUMINUM - B SERIES				
Dia.	Rot.	Pitch	Bld #	Part #	Dia.	Rot.	Pitch	Bld #	Part #
14	R	10	3	992109					
14	R	11	3	992111	13-7/8	R	11	4	941411
14	R	13	3	992112	13-7/8	R	13	4	941413
13-3/4	R	15	3	992113	13-3/8	R	15	4	941415
13-1/4	R	17	3	992114	13	R	17	4	941417
13	R	19	3	992115	12-1/2	R	19	4	941419
12-3/4	R	21	3	992116					

Drop-In Hub  
Use XHS II® Hub Kit  
**202 / 207**  
USE Gearcase Adapter Ring supplied with propeller.  
Refer to Pages 55-57 for Details on Hub Kit Components.

STAINLESS STEEL - B SERIES PROPELLERS						
Dia.	Rot.	Pitch	Bld #	OEM Part #	Part #	
13-3/8	R	15	3	58133-ZW1-A15P		993143
13-3/8	L	15	3			993153
13-1/4	R	17	3			993144
13-1/4	L	17	3			993154
13-1/8	R	19	3			993145
13-1/8	L	19	3			993155
13	R	21	3			993146
13	L	21	3			993156

Drop-In Hub  
Use XHS II® Hub Kit  
**202 / 207**  
USE Gearcase Adapter Ring supplied with propeller.  
Refer to Pages 55-57 for Details on Hub Kit Components.

**MATCH**  
MICHIGAN

**BALLISTIC**  
MICHIGAN

Boat Description/Length	ALUMINUM PROPELLERS					
	Dia.	Rot.	Pitch	Bld #	OEM Part #	Part #
25' & Up - AL	14	R	10	3		031061
25' & Up	14	R	11	3	58130-ZW1-011AH	031254
22' & Up	14	R	13	3	58130-ZW1-013AH	031055
19'-24' - AL	13-3/4	R	15	3	58130-ZW1-015AH	031041
17'-20' - AL, SK	13-1/4	R	17	3	58130-ZW1-017AH	031042
16'-19' - AL	13	R	19	3	58130-ZW1-019AH	031043
15'-18' - AL	12-3/4	R	21	3	58130-ZW1-021AH	031044
Up to 17' - LL	12-1/2	R	23	3	58130-ZW1-W512A	Ⓢ 031045

Rubber Hub Bushing  
Part # 65-444  
Refer to Pages 53-54 for Details on Attachment Hardware Components.

STAINLESS STEEL - B SERIES PROPELLERS									
3-BLADE BALLISTIC					3-BLADE BALLISTIC XL				
Dia.	Rot.	Pitch	Bld #	Part #	Dia.	Rot.	Pitch	Bld #	Part #
13-5/8	R	15	3	Ⓢ 933415					
13-1/2	R	17	3	Ⓢ 933417					
13-3/8	R	19	3	Ⓢ 933419					
13-1/8	R	21	3	Ⓢ 933421	13-1/2	R	22	3	Ⓢ 953422
					13-1/2	R	24	3	Ⓢ 953424

Drop-In Hub  
Use XHS II® Hub Kit  
**202 / 207**  
USE Gearcase Adapter Ring supplied with propeller.  
Refer to Pages 55-57 for Details on Hub Kit Components.

Ⓢ May interfere with trim tab.

Note: For BF 75 & BF 90 HP 1995-1998 engine applications use XHS II® (Drop-In Hub) Kit #202.  
For BF 75 & BF 90 HP 1999 & Newer engine applications use XHS II® (Drop-In Hub) Kit #207.  
For BFP 60, BF 115 & BF 130 HP 1998 & Newer engine applications use XHS II® (Drop-In Hub) Kit #207.



031042



031043



**115-250 HORSEPOWER • 4-3/4" GEARCASE**

Thru Hub Exhaust & 15 Tooth Spline

BF 115 .....2011 & Newer  
 BF 135 .....2004 & Newer

BF 150 .....2004 & Newer  
 BF 200 .....2002 & Newer

BF 225 .....2002 & Newer  
 BF 250 .....2012 & Newer

**VORTEX**  
MICHIGAN

3-BL ALUMINUM - A SERIES					4-BL ALUMINUM - A SERIES				
Dia.	Rot.	Pitch	Bld #	Part #	Dia.	Rot.	Pitch	Bld #	Part #
16	R	13	3	992001					
15-1/4	R	15	3	992002					
16	R	16	3	931516					
15	R	17	3	992003	15	R	16	4	992202
14-1/2	R	19	3	992004	14-1/2	R	18	4	992203
14-1/4	R	21	3	992005	14	R	20	4	992204
14	R	23	3	992006					

Drop-In Hub

Use XHS II® Hub Kit

**207**

Refer to Pages 55-57 for Details on Hub Kit Components.

**APOLLO**  
MICHIGAN

STD. 3-BLADE A SERIES				LG DIA. 3-BLADE A SERIES				4-BLADE A SERIES			
Dia.	Rot.	Pitch	Part #	Dia.	Rot.	Pitch	Part #	Dia.	Rot.	Pitch	Part #
14-3/8	R	15	993042								
14-3/8	L	15	993052								
14-1/4	R	17	993043	15-1/2	R	17	993023	14-5/8	R	16	993203
14-1/4	L	17	993053	15-1/2	L	17	993033	14-5/8	L	16	993213
14-1/8	R	19	993044	15-1/4	R	19	993024	14-3/8	R	18	993204
14-1/8	L	19	993054	15-1/4	L	19	993034	14-3/8	L	18	993214
14	R	21	993045	14-3/4	R	21	993025	14-1/8	R	20	993205
14	L	21	993055	14-3/4	L	21	993035	14-1/8	L	20	993215
13-7/8	R	23	993046	14-5/8	R	23	993026	14	R	22	993206
13-7/8	L	23	993056	14-5/8	L	23	993036	14	L	22	993216

Drop-In Hub

Use XHS II® Hub Kit

**207**

Refer to Pages 55-57 for Details on Hub Kit Components.

**MATCH**  
MICHIGAN

Boat Description/ Length	ALUMINUM PROPELLERS					
	Dia.	Rot.	Pitch	Bld #	OEM Part #	Part #
CR, HB	16	R	13	3	58130-ZY3-013A	031513
21'-24' - AL	15-1/4	R	15	3	58130-ZY3-015A	031023
20'-23' - AL, SK	16	R	16	3		031516
19'-23' - AL, SK	14-1/2	R	17	3		031024
19'-23' - AL, SK	15	R	17	3	58130-ZY3-017A	031064
19'-22' - AL, SK	15-1/2	R	18	3		031052
18'-22' - AL, SK	14	R	19	3		031025
18'-22' - AL, SK	14-1/2	R	19	3	58130-ZY3-019A	031065
18'-20' - AL, SK	13-3/4	R	21	3		031026
18'-20' - AL, SK	14-1/4	R	21	3	58130-ZY3-021A	031066
17'-20' - AL, SK						
17'-20' - AL, SK						
Up to 18'						
High Performance						
High Performance						
High Perf. (EFI)						
High Performance						
High Performance						
High Perf. (EFI)						

Rubber Hub Bushing

Part # 65-322

Refer to Pages 53-54 for Details on Attachment Hardware Components.

**BALLISTIC**  
MICHIGAN

STAINLESS STEEL - A SERIES PROPELLERS									
3-BLADE BALLISTIC					3-BLADE BALLISTIC XL				
Dia.	Rot.	Pitch	Bld #	Part #	Dia.	Rot.	Pitch	Bld #	Part #
14-7/8	R	15	3	933515					
14-3/4	R	17	3	933517					
14-3/4	L	17	3	937517					
14-1/2	R	19	3	933519					
14-1/2	L	19	3	937519					
14-3/8	R	21	3	933521					
14-3/8	L	21	3	937521					
14-1/4	R	23	3	933523					
14-1/4	L	23	3	937523					
14-1/4	R	25	3	933525					
					14-3/4	R	22	3	953522
					14-3/4	R	24	3	953524
					14-3/4	R	26	3	953526
					4-BLADE BALLISTIC XL				
					14-1/8	R	23	4	963523
					14-1/8	R	25	4	963525
					14-1/8	R	27	4	963527

Drop-In Hub

Use XHS II® Hub Kit

**207**

Refer to Pages 55-57 for Details on Hub Kit Components.



**4-6 HORSEPOWER**

Thru Hub Exhaust & 12 Tooth Spline

4 HP 4-Stroke ..... 1999 & Newer      5 HP 2-Stroke ..... 1987 & Newer      6 HP 4-Stroke ..... 1999 & Newer  
 4 HP 2-Stroke ..... 1987 & Newer

MATCH MICHIGAN						
ALUMINUM PROPELLERS						
Boat Description/ Length	Dia.	Rot.	Pitch	Bld #	OEM Part #	Part #
Std. Replacement	7-7/8	R	8	3	48-812950A02	<b>032055</b>

\* Standard replacement for 4-Stroke models.




Rubber  
Hub  
Bushing  
Part # 65-531

**4-10 HORSEPOWER**

Thru Hub Exhaust & 8 Tooth Spline

4 HP (Model 40) ..... 1973-1975      7.5 HP (Model 75 / Model 7.5) ..... 1968-1978      9.8 HP (Model 110 / Model 9.8)... 1968-1985  
 4.5 HP (Model 45 / Model 4.5) ..... 1973-1981

MATCH MICHIGAN						
ALUMINUM PROPELLERS						
Boat Description/ Length	Dia.	Rot.	Pitch	Bld #	OEM Part #	Part #
Standard Replacement	9	R	9	2	48-47922A10	<b>032021</b>
14'-16' - AL	9	R	7	3	48-47670A10	<b>032020</b>



Rubber  
Hub  
Bushing  
Part # 65-185

**6-15 HORSEPOWER • 2-1/2" GEARCASE**

Thru Hub Exhaust & 8 Tooth Spline

6 HP 2-Stroke (Includes Merc 6) ..... 1986-2002      9.9 HP 4-Stroke (Not Bigfoot) ..... 1995-2004      15 HP 2-Stroke ..... 1989-2005  
 8 HP 2-Stroke (Includes Merc 8) ..... 1986-2005      10 HP ..... 1995 & Newer      15 HP 4-Stroke ..... 1999-2006  
 8 HP 4-Stroke (Not Bigfoot) ..... 1995-2004      10 HP (Sea Pro/Marathon) ..... 1995-2001  
 9.9 HP 2-Stroke (Includes Merc 9.9) ..... 1986-2005      15 HP (Sea Pro/Marathon) ..... 1995-2001

MATCH MICHIGAN						
ALUMINUM PROPELLERS						
Boat Description/ Length	Dia.	Rot.	Pitch	Bld #	OEM Part #	Part #
15'-20' - AL	9-1/4	R	7	3	48-828152A12	<b>032056</b>
14'-20' - AL	9	R	8	3	48-828154A12	<b>032053</b>
14'-19' - AL	9	R	9	3	48-828156A12	<b>032052</b>
14'-16' - AL	9	R	10-1/2	3	48-828158A12	<b>032050</b>



Rubber  
Hub  
Bushing  
Part # 65-429

**8-9.9 HORSEPOWER (4-STROKE) • 2-1/2" GEARCASE**

Thru Hub Exhaust & 12 Tooth Spline

8 HP 4-Stroke (Non Bigfoot) ..... 2005 & Newer      9.9 HP 4-Stroke (Not Bigfoot) ..... 2005 & Newer

MATCH MICHIGAN						
ALUMINUM PROPELLERS						
Boat Description/ Length	Dia.	Rot.	Pitch	Bld #	OEM Part #	Part #
14'-17' - AL	8-1/2	R	7	3	48-897614A10	<b>142102</b>
13'-16' - AL	8-1/2	R	8	3	48-897618A10	<b>142103</b>



Rubber  
Hub  
Bushing  
Part # 65-531

**9.9-25 HORSEPOWER • 3" GEARCASE**

Thru Hub Exhaust & 10 Tooth Spline • **⚠ MUST use Gearcase Adapter Ring supplied with propeller.**

9.9 HP 4-Stroke Bigfoot/Sail .....1999-2005	20 HP 2-Stroke (Mercury®) ..... 1986-2002	25 HP 2-Stroke (Mariner®) .....1985 & Newer
15 HP 4-Stroke Bigfoot/Sail .....1999-2005	25 HP 2-Stroke (Mercury®) ..... 1980-2005	25 HP (Sea Pro/Marathon).....All Years
18 HP (Mercury®) .....1980-1985		

Boat Description/ Length	VORTEX MICHIGAN					
	ALUMINUM - E SERIES PROPELLERS					
	Dia.	Rot.	Pitch	Bld #	OEM Part #	Part #
HB, SB	10-1/2	R	9	3		992501
19' & Up	10-1/2	R	10	3		992502
15'-19'	10-1/2	R	11	3	48-19638A40	992503
13'-17'	10-1/8	R	12	3	48-19639A40	992504
13'-17'	10-1/8	R	13	3	48-19640A40	992505
Up to 14'	10-1/8	R	14	3		992506

Drop-In Hub  
Use XHS® or XHS II® Hub Kit  
**120 OR 220**  
⚠

991244 - Gearcase Adapter Rings

992504 Vortex® XHS® Aluminum Propeller

031048

031049

Boat Description/ Length	MATCH MICHIGAN					
	ALUMINUM PROPELLERS					
	Dia.	Rot.	Pitch	Bld #	OEM Part #	Part #
15'-19'	10-3/8	R	11	3	48-19638A40	031049
13'-17'	10-3/8	R	13	3	48-19640A40	031048
Up to 14'						

Rubber Hub Bushing  
Part # 65-308

Boat Description/ Length	BALLISTIC MICHIGAN					
	STAINLESS STEEL - E SERIES PROPELLERS					
	Dia.	Rot.	Pitch	Bld #	OEM Part #	Part #
15'-19'	10-3/8	R	11	3	48-19638A40	031049
13'-17'	10-3/8	R	13	3	48-19640A40	031048
Up to 14'	10-1/8	R	13	3	48-19644A5	933013
	10-1/8	R	15	3		933015

Drop-In Hub  
Use XHS® or XHS II® Hub Kit  
**120 OR 220**  
⚠

**9.9-20 HORSEPOWER**

Thru Hub Exhaust & 14 Tooth Spline

9.9 HP Bigfoot .....2005-2013	15 HP 4-Stroke .....2007 & Newer	20 HP 4-Stroke .....2007 & Newer
9.9 HP Command Thrust.....2016 & Newer		

Boat Description/ Length	MATCH MICHIGAN					
	ALUMINUM PROPELLERS					
	Dia.	Rot.	Pitch	Bld #	OEM Part #	Part #
15'-19' - AL	9-1/4	R	8	3	48-897748A11	142203
Standard Replacement	9-1/4	R	9	3	48-897750A11	*142204
Standard Replacement	9-1/4	R	10	3	48-897752A11	*142205
Up to 16' - LL	9-1/4	R	11	3	48-897754A11	142206
Up to 16' - LL	9-1/4	R	12	3		142207

142206

142204 Standard Replacement for:  
• 15 HP 4-Stroke

142205 Standard Replacement for:  
• 20 HP 4-Stroke

Rubber Hub Bushing  
Part # 65-369

**20 HORSEPOWER**

Thru Hub Exhaust & 8 Tooth Spline

20 HP (Includes Merc 20 / Merc 200) ....1963-1981

Boat Description/ Length	MATCH MICHIGAN					
	ALUMINUM PROPELLERS					
	Dia.	Rot.	Pitch	Bld #	OEM Part #	Part #
Standard Replacement	9-7/8	R	11	2	48-33480A1	032135
14'-16' - AL	10	R	9	3	48-86962A4	032136

032136

Rubber Hub Bushing  
Part # 65-101

MERCURY / MARINER / SEA RAY



**40-65 HORSEPOWER • 3-1/4" GEARCASE**

Thru Hub Exhaust & 13 Tooth Spline

40 HP (Model 402) .....1974-1976  
50 HP (Model 500) .....1974-1976

60 HP (Mariner®).....1976

65 HP (Model 650)..... 1972-1976

<b>VORTEX</b> MICHIGAN				<b>APOLLO</b> MICHIGAN				
ALUMINUM - D SERIES PROPELLERS				STAINLESS STEEL - D SERIES PROPELLERS				
3-BLADE		LG. DIAMETER 3-BLADE		4-BLADE				
Dia.	Rot. Pitch Part #	Dia.	Rot. Pitch Part #	Dia.	Rot. Pitch Part #	Dia.	Rot. Pitch Bld # OEM Part # Part #	
				11-1/2 R 8 992401				
		12-1/4 R 9 992601		11-1/2 R 9 992402				
		11-3/4 R 10 992602		11-1/2 R 10 992403				
10-3/8 R 11 992404		11-5/8 R 11 992603		4-BLADE				
10-3/8 R 12 992405		11-3/8 R 12 992604		10-5/8 R 12 941212		10-3/4 R 12 3 993405		
10-3/8 R 13 992406		11-1/8 R 13 992605		10-3/8 R 13 941213		10-1/2 R 13 3 993406		
10-3/8 R 14 992407		11-1/4 R 14 992606		10-1/8 R 14 941214		10-3/8 R 14 3 993407		
10 R 15 992408				10-1/8 R 15 941215		10-1/8 R 15 3 993408		
10 R 16 992409								

		<b>MATCH</b> MICHIGAN				<b>BALLISTIC</b> MICHIGAN			
		ALUMINUM PROPELLERS				STAINLESS STEEL - D SERIES PROPELLERS			
Boat Description/ Length		Dia.	Rot. Pitch Bld #	OEM Part #	Part #	Dia.	Rot. Pitch Bld #	OEM Part #	Part #
19'-22' - AL		12-1/4 R 9 3			032046				
19'-22' - AL		11-3/4 R 10 3		48-61812A1	032045				
17'-19' - AL, SK		11-5/8 R 11 3		48-61814A1	032044				
16'-17' - CUPPED		10-5/8 R 12 3			031074				
16'-17' - AL, SK		11-3/8 R 12 3		48-61816A1	032043				
14'-16' - CUPPED		10-3/8 R 13 3			031075				
14'-16' - LL		11-1/8 R 13 3		48-61818A1	032042	10-1/8 R 13 3		933213	
12'-14' - CUPPED		10-1/4 R 14 3			031076				
12'-14' - LL		11-1/4 R 14 3		48-61820A1	032041				
12'-14' - LL		11 R 15 3		48-61822A1	032040	10-1/8 R 15 3		933215	

**Drop-In Hub**  
Use XHS® or XHS II® Hub Kit  
**114 OR 214**  
Refer to Pages 55-57 for Details on Hub Kit Components.

**Rubber Hub Bushing**  
Part # 65-205  
Use OEM Fwd Washer 65758 Aft Washer 62124

MERCURY / MARINER / SEA RAY



032046



031074



990407



**25-70 HORSEPOWER • 3-1/4" GEARCASE**

Thru Hub Exhaust & 13 Tooth Spline

25 HP 4-Stroke/Bigfoot .....1999-2005  
 30 HP 2-Stroke .....1994-2002  
 30 HP 4-Stroke .....1999-2005  
 30 HP (Sea Pro/Marathon) ..... 1994 & Newer  
 35 HP .....1984-1989  
 40 HP 2-Stroke (Includes Model 402) ..... 1977 & Newer

40 HP 4-Stroke (Not Bigfoot) .....1997 & Newer  
 40 HP (Sea Pro/Marathon) .....1977 & Newer  
 45 HP ..... 1986-1989  
 48 HP (Mariner®).....All Years  
 50 HP 2-Stroke (Includes Model 500) ..1977 & Newer

50 HP 4-Stroke (Not Bigfoot) .....1995 & Newer  
 55 HP (Mercury/Sea Pro/Marathon) ....1995 & Newer  
 60 HP 2-Stroke .....1978 & Newer  
 60 HP 4-Stroke (Not Bigfoot) .....2001 & Newer  
 70 HP (Includes Model 700).....Thru 1983



**ALUMINUM - D SERIES PROPELLERS**

3-BLADE				LG. DIAMETER 3-BLADE				4-BLADE			
Dia.	Rot.	Pitch	Part #	Dia.	Rot.	Pitch	Part #	Dia.	Rot.	Pitch	Part #
								11-1/2	R	8	992401
				12-1/4	R	9	992601	11-1/2	R	9	992402
				11-3/4	R	10	992602	11-1/2	R	10	992403
10-3/8	R	11	992404	11-5/8	R	11	992603	<b>4-BLADE</b>			
10-3/8	R	12	992405	11-3/8	R	12	992604	10-5/8	R	12	941212
10-3/8	R	13	992406	11-1/8	R	13	992605	10-3/8	R	13	941213
10-3/8	R	14	992407	11-1/4	R	14	992606	10-1/8	R	14	941214
10	R	15	992408					10-1/8	R	15	941215
10	R	16	992409								

**Drop-In Hub**  
 Use XHS® or XHS II® Hub Kit  
**114 OR 214**  
 Refer to Pages 55-57 for Details on Hub Kit Components.



**STAINLESS STEEL - D SERIES PROPELLERS**

Dia.	Rot.	Pitch	Bld #	OEM Part #	Part #
10-3/4	R	12	3	48-855856A5	993405
10-1/2	R	13	3	48-855858A5	993406
10-3/8	R	14	3	48-855860A5	993407
10-1/8	R	15	3	48-855862A5	993408

**Drop-In Hub**  
 Use XHS® or XHS II® Hub Kit  
**114 OR 214**  
 Refer to Pages 55-57 for Details on Hub Kit Components.



**ALUMINUM PROPELLERS**

Boat Description/ Length	Dia.	Rot.	Pitch	Bld #	OEM Part #	Part #
19' & Up	12-1/2	R	8	3	48-42738A10	• 032141
19' & Up	12-1/4	R	9	3		• 032143
17'-19' - AL, SK	11-1/4	R	10	3	48-73132A40	• 031015
16'-18' - AL, SK	12	R	10-1/2	3	48-42740A10	• 032142
16'-18' - AL, SK	10-7/8	R	11	3	48-85632A40	• 031053
15'-17' - AL, SK	10-3/4	R	12	3	48-816702A40	• 031056
15'-17' - AL, SK	10-5/8	R	12	3	48-73134A40	• 031016
14'-17' - AL, SK	10-1/2	R	13	3	48-816704A40	• 031057
14'-17' - AL, SK	10-3/8	R	13	3	48-73136A40	• 031017
14'-16' - LL	10-3/8	R	14	3	48-816706A40	• 031058
14'-16' - LL	10-1/4	R	14	3	48-73138A40	• 031018
13'-15' - LL	10-1/8	R	15	3	48-73140A40	• 031019
Up to 15'	10	R	17	3	48-73144A40	• 031020

**Rubber Hub Bushing**  
 Part # 65-264  
 When Replacing Mercury Reflex Hub with Michigan Match propeller, OEM Thrust Washer P/N 73345A1 Is Required



**STAINLESS STEEL - D SERIES PROPELLERS**

Dia.	Rot.	Pitch	Bld #	OEM Part #	Part #
10-1/8	R	13	3		933213
10-1/8	R	15	3		933215

**Drop-In Hub**  
 Use XHS® or XHS II® Hub Kit  
**114 OR 214**  
 Refer to Pages 55-57 for Details on Hub Kit Components.

**Note:** Mercury® Reflex® Hub System is not compatible with Michigan Wheel XHS Hub Systems.  
 ♦ When replacing Mercury® Reflex® Hub System with Michigan Match propeller, Michigan Forward Thrust Washer P/N 990407 is required.

MERCURY / MARINER / SEA RAY

**40-140 HORSEPOWER • 4-1/4" GEARCASE**

Thru Hub Exhaust & 15 Tooth Spline

40 & 50 HP 4-Stroke / Bigfoot	.....All Years
40 HP Command Thrust	.....2014 & Newer
40 HP Sea Pro 4-Stroke	.....2016 & Newer
50 HP Command Thrust	.....2014 & Newer
60 HP 4-Stroke / Bigfoot	.....1995 & Newer
60 HP (Sea Pro/Marathon)	.....1995 & Newer
60 HP Command Thrust	.....2014 & Newer
60 HP Sea Pro 4-Stroke	.....2016 & Newer
65 HP (Model 650 - 2 Cyl.)	.....Thru 1971
65 HP (Model 650 - 4 Cyl.)	.....1961-1970
70 HP	.....1987-1989

75 HP (Sea Pro/Marathon)	.....All Years
75 HP 2-Stroke	.....1984-2005
75 HP 4-Stroke	.....2001 & Newer
80 HP	.....1978-1989
80 HP (Mariner®)	.....1978-1983
80 HP (Model 800; 2 & 4 Cyl.)	.....Thru 1977
80 HP (Yamaha®)	.....1977-1983
85 HP (Model 850; 2 & 4 Cyl.)	.....Thru 1977
90 HP (Yamaha®)	.....1978-1983
90 HP 2-Stroke	.....1978 & Newer
90 HP 4-Stroke*	.....2001 & Newer

100 HP	.....1988 & Newer
115 HP (Yamaha®)	.....1978-1983
115 HP	.....1978 & Newer
115 HP 4-Stroke*	.....2001 & Newer
125 HP	.....1994 & Newer
140 HP (Includes Sea Pro/Offshore)	.....1978-1981
140 HP (Yamaha®)	.....1978-1979
Models 900-1150-1500	.....Thru 1977

Includes EFI, OptiMax, Pro XS engines.  
\*Does not include Command Thrust model.

**VORTEX**  
MICHIGAN

3-BL ALUMINUM - B SERIES					4-BL ALUMINUM - B SERIES				
Dia.	Rot.	Pitch	Bld #	Part #	Dia.	Rot.	Pitch	Bld #	Part #
14	R	10	3	992109					
14	R	11	3	992111	13-7/8	R	11	4	941411
14	R	13	3	992112	13-7/8	R	13	4	941413
13-3/4	R	15	3	992113	13-3/8	R	15	4	941415
13-1/4	R	17	3	992114	13	R	17	4	941417
13	R	19	3	992115	12-1/2	R	19	4	941419
12-3/4	R	21	3	992116					

Drop-In Hub

Use XHS II® Hub Kit

**202**

USE Gearcase Adapter Ring supplied with propeller.

Refer to Pages 55-57 for Details on Hub Kit Components.

**APOLLO**  
MICHIGAN

STAINLESS STEEL - B SERIES PROPELLERS					
Dia.	Rot.	Pitch	Bld #	OEM Part #	Part #
13-3/8	R	15	3		993143
13-3/8	L	15	3		993153
13-1/4	R	17	3		993144
13-1/4	L	17	3		993154
13-1/8	R	19	3		993145
13-1/8	L	19	3		993155
13	R	21	3		993146
13	L	21	3		993156

Drop-In Hub

Use XHS II® Hub Kit

**202**

USE Gearcase Adapter Ring supplied with propeller.

Refer to Pages 55-57 for Details on Hub Kit Components.

**MATCH**  
MICHIGAN

Boat Description/ Length	ALUMINUM PROPELLERS					
	Dia.	Rot.	Pitch	Bld #	OEM Part #	Part #
25' & Up - AL	14	R	10	3	48-854342A45	031061
25' & Up	14	R	11	3	48-77338A45	031254
22' & Up	14	R	13	3	48-77340A45	031055
19'-24' - AL	13-3/4	R	15	3	48-77342A45	031041
17'-20' - AL, SK	13-1/4	R	17	3	48-77344A45	031042
16'-19' - AL	13	R	19	3	48-77346A45	031043
15'-18' - AL	12-3/4	R	21	3	48-77348A45	031044
High Performance	12-1/2	R	23	3	48-77350A45	9931045
High Performance						

Rubber Hub Bushing Part # 65-444

Use MWM Fwd Washer 990332 or MWM Kit 9660-1 (Fwd Washer, Tab Washer, Propeller Nut)  
See Page 27 for details.

**BALLISTIC**  
MICHIGAN

STAINLESS STEEL - B SERIES PROPELLERS										
3-BLADE BALLISTIC						3-BLADE BALLISTIC XL				
Dia.	Rot.	Pitch	Bld #	Part #	Dia.	Rot.	Pitch	Bld #	Part #	Part #
13-5/8	R	15	3	933415						
13-1/2	R	17	3	933417						
13-3/8	R	19	3	933419						
13-1/8	R	21	3	933421						
					13-1/2	R	22	3		953422
					13-1/2	R	24	3		953424

Drop-In Hub

Use XHS II® Hub Kit

**202**

USE Gearcase Adapter Ring supplied with propeller.

Refer to Pages 55-57 for Details on Hub Kit Components.

Note: \* Replace standard trim tab with Michigan Wheel trim tab P/N 990404.



"...We have had great success with the Ballistic on 22' pontoons with 115 HP 4-Stroke motors. The pontoon boat is faster than a 22' TriToon with a 150 HP 4-Stroke and a stock propeller. Check it out!"

- Lake Keowee Marina  
Seneca, SC



990404



Key to Abbreviations: LL = Light Loads; SB = Sailboat; AL = All Loads; SK = Skiboat; WB = Workboat; HB = Houseboat; CR = Cruisers; HL = Heavy Loads; WD = Weedless

⚠ Limited Inventory Item.

**90-300 HORSEPOWER • V-6 (4-3/4") GEARCASE**

Thru Hub Exhaust & 15 Tooth Spline

90 HP Command Thrust.....2014 & Newer  
 115 HP Command Thrust.....2014 & Newer  
 135 HP.....1987 & Newer  
 150 HP.....1978 & Newer  
 Add 4" Pitch for Twin Motors  
 Includes DFI, EFI, Magnum, Offshore,  
 Optimax, Sea Pro XRI, Marathon & Verado.

150 HP (Yamaha®).....1979-1983  
 175 HP.....1978 & Newer  
 175 HP (Yamaha®).....1978-1979  
 200 HP.....1978 & Newer  
 220 HP.....1987-1988  
 225 HP.....1980 & Newer  
 225 HP (Sea Pro/Marathon).....All Years

250 HP.....1994 & Newer  
 275 HP.....1990-1994  
 300 HP.....1983; 1999 & Newer  
 3.4 Litre.....1984-1986

**\*For engines 300 HP or higher, use "High Horsepower Sleeve" (P/N 991372). See Page 48 for more details.**

3-BL ALUMINUM - A SERIES					4-BL ALUMINUM - A SERIES		STD. 3-BLADE A SERIES				LG DIA. 3-BLADE A SERIES				4-BLADE A SERIES						
Dia.	Rot.	Pitch	Bld #	Part #	Dia.	Rot.	Pitch	Part #	Dia.	Rot.	Pitch	Part #	Dia.	Rot.	Pitch	Part #	Dia.	Rot.	Pitch	Part #	
16	R	13	3	992001					14-3/8	R	15	* 993042									
15-1/4	R	15	3	992002					14-3/8	L	15	* 993052									
16	R	16	3	931516					14-1/4	R	17	* 993043	15-1/2	R	17	* 993023	14-5/8	R	16	* 993203	
15	R	17	3	992003	15	R	16	4	992202	14-1/4	L	17	* 993053	15-1/2	L	17	* 993033	14-5/8	L	16	* 993213
14-1/2	R	19	3	992004	14-1/2	R	18	4	992203	14-1/8	R	19	* 993044	15-1/4	R	19	* 993024	14-3/8	R	18	* 993204
14-1/4	R	21	3	992005	14	R	20	4	992204	14-1/8	L	19	* 993054	15-1/4	L	19	* 993034	14-3/8	L	18	* 993214
14	R	23	3	992006					14	R	21	* 993045	14-3/4	R	21	* 993025	14-1/8	R	20	* 993205	
									14	L	21	* 993055	14-3/4	L	21	* 993035	14-1/8	L	20	* 993215	
									13-7/8	R	23	* 993046	14-5/8	R	23	* 993026	14	R	22	* 993206	
									13-7/8	L	23	* 993056	14-5/8	L	23	* 993036	14	L	22	* 993216	

Boat Description/ Length																					
	ALUMINUM PROPELLERS						STAINLESS STEEL - A SERIES PROPELLERS														
	Dia.	Rot.	Pitch	Bld #	OEM Part #	Part #	3-BLADE BALLISTIC					3-BLADE BALLISTIC XL									
CR, HB	16	R	13	3	48-78114A45	031513															
21'-24' - AL	15-1/4	R	15	3	48-78116A45	031023	14-7/8	R	15	3	* 933515										
20'-23' - AL, SK	16	R	16	3	48-16440A45	031516															
19'-23' - AL, SK	14-1/2	R	17	3	48-78118A40	031024	14-3/4	R	17	3	* 933517										
19'-23' - AL, SK	15	R	17	3	48-832828A45	031064	14-3/4	L	17	3	* 937517										
19'-22' - AL, SK	15-1/2	R	18	3	48-11324A45	031052	14-1/2	R	19	3	* 933519										
18'-22' - AL, SK	14	R	19	3	48-78120A40	031025	14-1/2	L	19	3	* 937519										
18'-22' - AL, SK	14-1/2	R	19	3	48-832830A45	031065	14-3/8	R	21	3	* 933521										
18'-20' - AL, SK	13-3/4	R	21	3	48-78122A40	031026	14-3/8	L	21	3	* 937521										
18'-20' - AL, SK	14-1/4	R	21	3	48-832832A45	031066	14-1/4	R	23	3	* 933523										
17'-20' - AL, SK							14-1/4	L	23	3	* 937523										
17'-20' - AL, SK							14-1/4	R	25	3	* 933525										
Up to 18'																					
High Performance																	14-3/4	R	22	3	* 953522
High Performance																	14-3/4	R	24	3	* 953524
High Performance																	14-3/4	R	26	3	* 953526
																	4-BLADE BALLISTIC XL				
50-62 MPH																	14-1/8	R	23	4	963523
55-67 MPH																	14-1/8	R	25	4	963525
60-72 MPH																	14-1/8	R	27	4	963527

**Drop-In Hub**  
 Use XHS II® Hub Kit  
**202**  
 Refer to Pages 55-57 for Details on Hub Kit Components.

**Rubber Hub Bushing**  
 Part # 65-322  
 Use MWM Kit 990312 (Conductivity Washer, Aft Washer) or MWM Kit 9661-1 (Fwd Washer, Conductivity Washer, Aft Washer, Tab Washer, Propeller Nut)  
 See Page 27 for details.




**Note:** \* Replace standard trim tab with Michigan Wheel trim tab P/N 990404.

**8-9.8 HORSEPOWER (4-STROKE) • 2-1/2" GEARCASE**

Thru Hub Exhaust & 12 Tooth Spline


8 HP 4-Stroke .....2005 & Newer                      9.8 HP 4-Stroke .....2005 & Newer

Boat Description/ Length	<b>MATCH</b> MICHIGAN						142103 	142102 Standard Replacement for: • MFS8 / NSF8 • MFS9.8 / NSF9.8 (Long Shaft)	Rubber Hub Bushing Part # 65-531
	ALUMINUM PROPELLERS								
	Dia.	Rot.	Pitch	Bld #	OEM Part #	Part #			
Heavy Loads	8-1/2	R	7	3	3B2B645140	142102	142103 Standard Replacement for: • M8B / NS8B (Long Shaft) • M9.8B (Long Shaft) • MSF9.8 / NSF9.8 (Short Shaft)		
Moderate Loads	8-1/2	R	8	3	3B2B645151	142103			

**9.9-20 HORSEPOWER • 2-1/2" GEARCASE**

Thru Hub Exhaust & 14 Tooth Spline



9.9 HP 2-Stroke .....1984 & Newer                      15 HP 2-Stroke .....1985 & Newer                      18 HP 4-Stroke .....2001-2008  
9.9 HP 4-Stroke .....2000-2003                      15 HP 4-Stroke .....2000 & Newer                      20 HP 4-Stroke .....2007 & Newer  
12 HP .....1985-1988                      18 HP 2-Stroke .....1985 & Newer

Boat Description/ Length	<b>MATCH</b> MICHIGAN						142206 	142204 Standard Replacement for: • M9.9 / NS9.9 (Short Shaft) • MFS9.9 / NSF 9.9 (Short Shaft) • M15 / NS15 / (Short Shaft) • MFS15 / NSF15 (Long Shaft) • M18 / NS18 • MFS18 / NSF18 (Long Shaft) • MFS20 / NSF20 (Long Shaft)	Rubber Hub Bushing Part # 65-369
	ALUMINUM PROPELLERS								
	Dia.	Rot.	Pitch	Bld #	OEM Part #	Part #			
15'-19' - AL	9-1/4	R	8	3	3BAB645161	142203	142203 Standard Replacement for: • M9.9 / NS9.9 (Long Shaft) • MSF9.9 / NSF9.9 (Long Shaft) • M15 / NS15 (Long Shaft)	See Pages 53-54 for Attachment Hardware	
14'-17' - AL	9-1/4	R	9	3	362B641010	142204			
Up to 16' - LL	9-1/4	R	10	3	362B641080	142205			
Up to 16' - LL	9-1/4	R	11	3		142206			
Up to 16' - LL	9-1/4	R	12	3		142207			

**25-30 HORSEPOWER • 3" GEARCASE**

Thru Hub Exhaust & 10 Tooth Spline • **MUST use Gearcase Adapter Ring supplied with propeller.**

25 HP .....1986-2001                      30 HP .....1985-2001                      30 HP 4-Stroke .....2002 & Newer  
25 HP 4-Stroke .....2002 & Newer                      30 HP TLDI .....2016 & Newer

Boat Description/ Length	<b>VORTEX</b> MICHIGAN						Drop-In Hub  Use XHS® or XHS II® Hub Kit  122 OR 222  !	991244 - Gearcase Adapter Rings  992504 Vortex® XHS® Aluminum Propeller		
	ALUMINUM - E SERIES PROPELLERS									
	Dia.	Rot.	Pitch	Bld #	OEM Part #	Part #				
16'-20' - AL	10-1/2	R	9	3	346-64101-5	992501				
14'-18' - AL	10-1/2	R	10	3	346-64102-5	992502				
14'-18' - AL	10-1/2	R	11	3	346-64103-5	992503				
14'-18' - AL	10-1/8	R	12	3		992504				
12'-16' - AL	10-1/8	R	13	3	346-64104-5	992505				
12'-16' - AL	10-1/8	R	14	3		992506				
Boat Description/ Length	<b>MATCH</b> MICHIGAN						Rubber Hub Bushing Part # 65-370  Refer to Pages 53-54 for Details on Attachment Hardware Components.	141306 	141305 Standard Replacement for: • M25 / NS25 (Long Shaft) • M30 / NS30 (Long Shaft)	
	ALUMINUM PROPELLERS									
	Dia.	Rot.	Pitch	Bld #	OEM Part #	Part #				
	16'-20' - AL	9-7/8	R	9	3	3R0B645180				141304
	16'-20' - AL	9-7/8	R	10	3	3R0B645210				141307
	12'-16' - AL	9-7/8	R	11	3	3R0B645230				141305
	12'-16' - AL	9-7/8	R	12	3	3R0B645250				141308
Up to 16' - LL	9-7/8	R	13	3	3R0B645270	141306				
Up to 16' - LL	9-7/8	R	14-1/4	3	349B645291	142309				

**35-60 HORSEPOWER • 3-1/4" GEARCASE**

Thru Hub Exhaust & 13 Tooth Spline

35 HP (35B Only) ..... Thru 1984  
40 HP (Includes TLDI; 40C; M40D; MD40)..... 1984 & Newer

MFS40 ..... 2015 & Newer  
50 HP (Except 50C - Includes TLDI; M50D; MD50) .. 1992 & Newer

MSF50 ..... 2015 & Newer  
BFT60 ..... 2014 & Newer



**ALUMINUM - D SERIES PROPELLERS**

3-BLADE				LG. DIAMETER 3-BLADE				4-BLADE			
Dia.	Rot.	Pitch	Part #	Dia.	Rot.	Pitch	Part #	Dia.	Rot.	Pitch	Part #
								11-1/2	R	8	992401
				12-1/4	R	9	992601	11-1/2	R	9	992402
				11-3/4	R	10	992602	11-1/2	R	10	992403
10-3/8	R	11	992404	11-5/8	R	11	992603	<b>4-BLADE</b>			
10-3/8	R	12	992405	11-3/8	R	12	992604	10-5/8	R	12	941212
10-3/8	R	13	992406	11-1/8	R	13	992605	10-3/8	R	13	941213
10-3/8	R	14	992407	11-1/4	R	14	992606	10-1/8	R	14	941214
10	R	15	992408					10-1/8	R	15	941215
10	R	16	992409								

**Drop-In Hub**  
Use XHS® or XHS II® Hub Kit  
**113 OR 213**  
**116 OR 216**  
Refer to Pages 55-57 for Details on Hub Kit Components.



**STAINLESS STEEL - D SERIES PROPELLERS**

Dia.	Rot.	Pitch	Bld #	OEM Part #	Part #
10-3/4	R	12	3	PT4050P12	993405
10-1/2	R	13	3	PT4050P13	993406
10-3/8	R	14	3	PT4050P14	993407
10-1/8	R	15	3	PT4050P15	993408

**Drop-In Hub**  
Use XHS® or XHS II® Hub Kit  
**113 OR 213**  
**116 OR 216**  
Refer to Pages 55-57 for Details on Hub Kit Components.



**ALUMINUM PROPELLERS**

Boat Description/ Length	Dia.	Rot.	Pitch	Bld #	OEM Part #	Part #
	19'-21' - AL	12-1/4	R	9	3	3T5B645180
17'-20' - AL	11-3/4	R	10	3		142408
16'-19' - AL	11-5/8	R	11	3	3T5B645230	*142405
15'-18' - AL	11-3/8	R	12	3	3T5B645250	*142409
14'-18' - AL	11-1/8	R	13	3	3T5B645270	*142406
14'-16' - AL	11-1/4	R	14	3	3T5B645290	142410
13'-15' - LL						

**Rubber Hub Bushing**  
Part # 65-377  
Refer to Pages 53-54 for Details on Attachment Hardware Components.



**STAINLESS STEEL - D SERIES PROPELLERS**

Dia.	Rot.	Pitch	Bld #	OEM Part #	Part #
10-1/8	R	13	3		933213
10-1/8	R	15	3		933215

**Drop-In Hub**  
Use XHS® or XHS II® Hub Kit  
**113 OR 213**  
**116 OR 216**

\* 142405 Standard Replacement for M40C / NS40C; 142409 Standard Replacement for M40D / NS40D; 142406 Standard Replacement for MD50 / NS50D

Note: For BFT60 use XHS (Drop-In Hub) Kit #113 / 213.  
For all other engine applications XHS (Drop-In Hub) Kit #116 / 216.

**50-70 HORSEPOWER • 3-1/4" GEARCASE**

Thru Hub Exhaust & 13 Tooth Spline

50 HP (50C Only) ..... 1987-1991  
55 HP ..... 1981-1988

60A & 60B (Excludes 60C) ..... 1986-1999  
For 60C & 70C, See 60-140 HP (Pg. 31).

70A & 70B (Excludes 70C) ..... 1981-1995



**ALUMINUM - C SERIES PROPELLERS**

3-BLADE				LG. DIAMETER 3-BLADE				4-BLADE			
Dia.	Rot.	Pitch	Part #	Dia.	Rot.	Pitch	Part #	Dia.	Rot.	Pitch	Part #
								11-1/2	R	8	992401
								11-1/2	R	9	992402
								11-1/2	R	10	992403
11-3/4	R	13	992301	12-1/2	R	13	992311				
11-3/4	R	15	992302	12-1/4	R	15	992312				
11-3/4	R	17	992303								

**Drop-In Hub**  
Use XHS® or XHS II® Hub Kit  
**112 OR 212**  
Refer to Pages 55-57 for Details on Hub Kit Components.



**Drop-In Hub**  
Use XHS® or XHS II® Hub Kit  
**112 OR 212**  
Refer to Pages 55-57 for Details on Hub Kit Components.



**STAINLESS STEEL - C SERIES PROPELLERS**

Dia.	Rot.	Pitch	Bld #	OEM Part #	Part #
12-3/8	R	15	3		* 933315
12	R	17	3		* 933317

**Drop-In Hub**  
Use XHS® or XHS II® Hub Kit  
**112 OR 212**

\* May interfere with trim tab.

**60-90 HORSEPOWER • 4-1/4" GEARCASE**

Thru Hub Exhaust & 15 Tooth Spline

BFW60.....2014 & Newer

BFT75.....2014 & Newer

BFT90.....2014 & Newer

<b>VORTEX</b> MICHIGAN										<b>Drop-In Hub</b>  Use XHS II® Hub Kit  <b>207</b>  USE Gearcase Adapter Ring supplied with propeller.  Refer to Pages 55-57 for Details on Hub Kit Components.	<b>APOLLO</b> MICHIGAN							<b>Drop-In Hub</b>  Use XHS II® Hub Kit  <b>207</b>  USE Gearcase Adapter Ring supplied with propeller.  Refer to Pages 55-57 for Details on Hub Kit Components.
3-BL ALUMINUM - B SERIES					4-BL ALUMINUM - B SERIES						STAINLESS STEEL - B SERIES PROPELLERS							
Dia.	Rot.	Pitch	Bld #	Part #	Dia.	Rot.	Pitch	Bld #	Part #		Dia.	Rot.	Pitch	Bld #	OEM Part #	Part #		
14	R	10	3	992109														
14	R	11	3	992111	13-7/8	R	11	4	941411									
14	R	13	3	992112	13-7/8	R	13	4	941413									
13-3/4	R	15	3	992113	13-3/8	R	15	4	941415		13-3/8	R	15	3		993143		
											13-3/8	L	15	3		993153		
13-1/4	R	17	3	992114	13	R	17	4	941417		13-1/4	R	17	3		993144		
											13-1/4	L	17	3		993154		
13	R	19	3	992115	12-1/2	R	19	4	941419	13-1/8	R	19	3		993145			
										13-1/8	L	19	3		993155			
12-3/4	R	21	3	992116						13	R	21	3		993146			
										13	L	21	3		993156			

Boat Description/Length	<b>MATCH</b> MICHIGAN						<b>Rubber Hub Bushing</b> Part # 65-444	<b>BALLISTIC</b> MICHIGAN										<b>Drop-In Hub</b>  Use XHS II® Hub Kit  <b>207</b>  USE Gearcase Adapter Ring supplied with propeller.  Refer to Pages 55-57 for Details on Hub Kit Components.
	ALUMINUM PROPELLERS							STAINLESS STEEL - B SERIES PROPELLERS										
	Dia.	Rot.	Pitch	Bld #	OEM Part #	Part #		3-BLADE BALLISTIC					3-BLADE BALLISTIC XL					
Dia.	Rot.	Pitch	Bld #	OEM Part #	Part #	Dia.	Rot.	Pitch	Bld #	Part #	Dia.	Rot.	Pitch	Bld #	Part #			
25' & Up - AL	14	R	10	3		031061												
25' & Up	14	R	11	3		031254												
22' & Up	14	R	13	3		031055												
19'-24' - AL	13-3/4	R	15	3		031041	13-5/8	R	15	3	* 933415							
17'-20' - AL, SK	13-1/4	R	17	3		031042	13-1/2	R	17	3	* 933417							
16'-19' - AL	13	R	19	3		031043	13-3/8	R	19	3	* 933419							
15'-18' - AL	12-3/4	R	21	3		031044	13-1/8	R	21	3	* 933421	13-1/2	R	22	3	* 953422		
Up to 17' - LL	12-1/2	R	23	3		* 031045						13-1/2	R	24	3	* 953424		

**Note:** \* May interfere with trim tab.



**60-140 HORSEPOWER • 4-1/4" GEARCASE**

Thru Hub Exhaust & 15 Tooth Spline

60C (Large Gearcase) ..... Thru 1999	90 HP..... 1987-2001	120 HP ..... 1988-2003
70C (Large Gearcase) ..... Thru 2002	90 HP TLDI..... 2001 & Newer	140 HP ..... 1988-2003
70 HP TLDI..... 2002-2009	115 HP ..... 1992-2001	
75 HP TLDI..... 2010 & Newer	115 HP TLDI..... 2004 & Newer	

<b>VORTEX</b> — MICHIGAN —						<b>APOLLO</b> — MICHIGAN —									
3-BL ALUMINUM - B SERIES					4-BL ALUMINUM - B SERIES					STAINLESS STEEL - B SERIES PROPELLERS					
Dia.	Rot.	Pitch	Bld #	Part #	Dia.	Rot.	Pitch	Bld #	Part #	Dia.	Rot.	Pitch	Bld #	OEM Part #	Part #
14	R	10	3	992109											
14	R	11	3	992111	13-7/8	R	11	4	941411						
14	R	13	3	992112	13-7/8	R	13	4	941413						
13-3/4	R	15	3	992113	13-3/8	R	15	4	941415	13-3/8	R	15	3	PT70115P15	993143
										13-3/8	L	15	3		993153
13-1/4	R	17	3	992114	13	R	17	4	941417	13-1/4	R	17	3	NM889610170	993144
										13-1/4	L	17	3		993154
13	R	19	3	992115	12-1/2	R	19	4	941419	13-1/8	R	19	3		993145
										13-1/8	L	19	3		993155
12-3/4	R	21	3	992116						13	R	21	3		993146
										13	L	21	3		993156

**Drop-In Hub**

Use XHS II® Hub Kit

**209**

USE Gearcase Adapter Ring supplied with propeller.

Refer to Pages 55-57 for Details on Hub Kit Components.

**Drop-In Hub**

Use XHS II® Hub Kit

**209**

USE Gearcase Adapter Ring supplied with propeller.

Refer to Pages 55-57 for Details on Hub Kit Components.

Boat Description/ Length	<b>MATCH</b> — MICHIGAN —						<b>BALLISTIC</b> — MICHIGAN —					
	ALUMINUM PROPELLERS						STAINLESS STEEL - B SERIES PROPELLERS					
	Dia.	Rot.	Pitch	Bld #	OEM Part #	Part #	Dia.	Rot.	Pitch	Bld #	OEM Part #	Part #
22'-29' - AL	13-5/8	R	13	3	3N4B645271	142213						
21'-26' - AL	13-1/2	R	15	3	3N4B645321	142215	13-5/8	R	15	3		933415
18'-21' - AL	13-1/4	R	17	3	3N4B645361	141217	13-1/2	R	17	3		933417
17'-20' - AL	13	R	19	3	3N4B645411	141219	13-3/8	R	19	3		933419
15'-18' - AL	12-5/8	R	21	3	3N4B645451	141221	13-1/8	R	21	3		933421

**Rubber Hub Bushing**

Part # 65-376

**Drop-In Hub**

Use XHS II® Hub Kit

**209**

NISSAN / TOHATSU

NISSAN / TOHATSU

**Did You Know?**

You can get assistance sizing a propeller, find your nearest Michigan Wheel dealer, and much more at [www.miwheel.com](http://www.miwheel.com).



**MATCH**  
— MICHIGAN —



**VORTEX**  
— MICHIGAN —



**APOLLO**  
— MICHIGAN —



**BALLISTIC**  
— MICHIGAN —

Key to Abbreviations: LL = Light Loads; SB = Sailboat; AL = All Loads; SK = Skiboat; WB = Workboat; HB = Houseboat; CR = Cruisers; HL = Heavy Loads; WD = Weedless

**115-250 HORSEPOWER • 4-3/4" GEARCASE**

Thru Hub Exhaust & 15 Tooth Spline

BFT115 .....2014 & Newer  
 BFT150 .....2014 & Newer

BFT200 .....2014 & Newer  
 BFT225 .....2014 & Newer

BFT250 .....2014 & Newer

**VORTEX**  
MICHIGAN

**APOLLO**  
MICHIGAN

3-BL ALUMINUM - A SERIES					4-BL ALUMINUM - A SERIES				
Dia.	Rot.	Pitch	Bld #	Part #	Dia.	Rot.	Pitch	Bld #	Part #
16	R	13	3	992001					
15-1/4	R	15	3	992002					
16	R	16	3	931516					
15	R	17	3	992003	15	R	16	4	992202
14-1/2	R	19	3	992004	14-1/2	R	18	4	992203
14-1/4	R	21	3	992005	14	R	20	4	992204
14	R	23	3	992006					

Drop-In Hub

Use XHS II® Hub Kit

**207**

Refer to Pages 55-57 for Details on Hub Kit Components.

STD. 3-BLADE A SERIES				LG DIA. 3-BLADE A SERIES				4-BLADE A SERIES			
Dia.	Rot.	Pitch	Part #	Dia.	Rot.	Pitch	Part #	Dia.	Rot.	Pitch	Part #
14-3/8	R	15	993042								
14-3/8	L	15	993052								
14-1/4	R	17	993043	15-1/2	R	17	993023	14-5/8	R	16	993203
14-1/4	L	17	993053	15-1/2	L	17	993033	14-5/8	L	16	993213
14-1/8	R	19	993044	15-1/4	R	19	993024	14-3/8	R	18	993204
14-1/8	L	19	993054	15-1/4	L	19	993034	14-3/8	L	18	993214
14	R	21	993045	14-3/4	R	21	993025	14-1/8	R	20	993205
14	L	21	993055	14-3/4	L	21	993035	14-1/8	L	20	993215
13-7/8	R	23	993046	14-5/8	R	23	993026	14	R	22	993206
13-7/8	L	23	993056	14-5/8	L	23	993036	14	L	22	993216

Drop-In Hub

Use XHS II® Hub Kit

**207**

Refer to Pages 55-57 for Details on Hub Kit Components.

**MATCH**  
MICHIGAN

**BALLISTIC**  
MICHIGAN

Boat Description/ Length	ALUMINUM PROPELLERS					
	Dia.	Rot.	Pitch	Bld #	OEM Part #	Part #
CR, HB	16	R	13	3	58130-ZY3-013A	031513
21'-24' - AL	15-1/4	R	15	3	58130-ZY3-015A	031023
20'-23' - AL, SK	16	R	16	3		031516
19'-23' - AL, SK	14-1/2	R	17	3	58130-ZY3-017A	031024
19'-23' - AL, SK	15	R	17	3		031064
19'-22' - AL, SK	15-1/2	R	18	3		031052
18'-22' - AL, SK	14	R	19	3	58130-ZY3-019A	031025
18'-22' - AL, SK	14-1/2	R	19	3		031065
18'-20' - AL, SK	13-3/4	R	21	3	58130-ZY3-021A	031026
18'-20' - AL, SK	14-1/4	R	21	3		031066
17'-20' - AL, SK						
17'-20' - AL, SK						
Up to 18'						
High Performance						
High Performance						
High Perf. (EFI)						
High Performance						
High Performance						
High Perf. (EFI)						

Rubber Hub Bushing

Part # 65-322

STAINLESS STEEL - A SERIES PROPELLERS									
3-BLADE BALLISTIC					3-BLADE BALLISTIC XL				
Dia.	Rot.	Pitch	Bld #	Part #	Dia.	Rot.	Pitch	Bld #	Part #
14-7/8	R	15	3	933515					
14-3/4	R	17	3	933517					
14-3/4	L	17	3	937517					
14-1/2	R	19	3	933519					
14-1/2	L	19	3	937519					
14-3/8	R	21	3	933521					
14-3/8	L	21	3	937521					
14-1/4	R	23	3	933523					
14-1/4	L	23	3	937523					
14-1/4	R	25	3	933525					
					14-3/4	R	22	3	953522
					14-3/4	R	24	3	953524
					14-3/4	R	26	3	953526
					4-BLADE BALLISTIC XL				
					14-1/8	R	23	4	963523
					14-1/8	R	25	4	963525
					14-1/8	R	27	4	963527

Drop-In Hub

Use XHS II® Hub Kit

**207**

Refer to Pages 55-57 for Details on Hub Kit Components.




NISSAN / TOHATSU

## 8-20 HORSEPOWER • 2-1/2" GEARCASE

Thru Hub Exhaust & 10 Tooth Spline

DF 8A 4-Stroke .....2011 & Newer	DF 9.9A / 9.9B 4-Stroke.....2010 & Newer	DF 15 4-Stroke .....1996 & Newer
DT 9.9 .....1983-1987	DT 15 ..... 1983-1988	DF 15A 4-Stroke.....2013 & Newer
DF 9.9 4-Stroke.....1996 & Newer	DT 15C ..... 1989-1997	DF 20A 4-Stroke.....2013 & Newer


Boat Description/ Length	MATCH MICHIGAN						062103	062103 Standard Replacement for: • DF 15A 4-Stroke	Rubber Hub Bushing Part # 65-540
	ALUMINUM PROPELLERS								
	Dia.	Rot.	Pitch	Bld #	OEM Part #	Part #			
14'-19' - AL	9-1/4	R	9	3	58100-90L50-019	*062103		062104 Standard Replacement for: • DF 20A 4-Stroke	See Pages 53-54 for Attachment Hardware
14'-19' - AL	9-1/4	R	10	3	58100-90L60-019	*062104			
14'-16' - LL	9-1/4	R	11	3	58100-89L40-019	*062105			

Note: \* All engines require OEM Aft Spacer Washer Part # 57633-93901.

## 20-30 HORSEPOWER • 3" GEARCASE

Thru Hub Exhaust & 10 Tooth Spline • **!** MUST use Gearcase Adapter Ring supplied with propeller.

DT 20 ☆ .....1985-1986	DF 25 4-Stroke (Includes V-Twin).....2000 & Newer	DT 30 ..... 1987-1997
DT 20 .....1987-1988	DF 25R .....2010 & Newer	DT 30C ..... 1987-1997
DT 25 ☆ .....1985-1986	DF 25A .....2014 & Newer	DF 30 4-Stroke ..... 2000-2007
DT 25 .....1987-1988	DT 30 ☆ ..... 1983-1986	DF 30A .....2014 & Newer
DT 25C.....1989-2000		<i>Includes 'AQH', 'AR', 'AT', 'ATH', and 'R' models.</i>

Boat Description/ Length	VORTEX MICHIGAN						Drop-In Hub Use XHS® or XHS II® Hub Kit <b>121</b> OR <b>221</b> <b>!</b>	992504 Vortex® XHS® Aluminum Propeller	062205 Standard Replacement for: • DF 25 4-Stroke • DF 25R 4-Stroke
	ALUMINUM - E SERIES PROPELLERS								
	Dia.	Rot.	Pitch	Bld #	OEM Part #	Part #			
20' & Up - AL	10-1/2	R	9	3	58100-96370-019	992501		062205	
18'-20' - AL	10-1/2	R	10	3	58100-96470-019	992502			
16'-18' - AL	10-1/2	R	11	3	58100-96420-019	992503			
14'-16' - AL	10-1/8	R	12	3	58100-96480-019	992504			
14'-16' - AL	10-1/8	R	13	3	58100-96490-019	992505			
14'-16' - LL	10-1/8	R	14	3		992506			

Boat Description/ Length	MATCH MICHIGAN						Rubber Hub Bushing Part # 65-339 Refer to Pages 53-54 for Details on Attachment Hardware Components.	BALLISTIC MICHIGAN						Drop-In Hub Use XHS® or XHS II® Hub Kit <b>121</b> OR <b>221</b> <b>!</b>
	ALUMINUM PROPELLERS							STAINLESS STEEL - E SERIES PROPELLERS						
	Dia.	Rot.	Pitch	Bld #	OEM Part #	Part #		Dia.	Rot.	Pitch	Bld #	OEM Part #	Part #	
20' & Up - AL	10-1/4	R	9	3	58100-96371-019	062208								
20' & Up - AL	10-1/4	R	10	3	58100-96471-019	062204								
17'-20' - AL	10-1/4	R	11	3	58100-96421-019	062205								
15'-18' - AL	10-1/4	R	12	3	58100-96481-019	062206								
13'-15' - AL	10-1/4	R	13	3	58100-96491-019	062207						* 933013		
13'-15' - AL	10-1/4	R	14	3	58100-95D01-019	062209								
Up to 15' - LL	10-1/4	R	15	3	58100-96462-019	062210							* 933015	

Note: \* May interfere with trim tab.

**35-65 HORSEPOWER • 3-1/4" GEARCASE**

Thru Hub Exhaust & 13 Tooth Spline

DT 35C.....1987-1989	DT 50 & 50M..... 1983-1984	DT 60..... 1983-1984
DT 40.....1983-1998	DF 50 4-Stroke..... 1999-2010	DF 60A 4-Stroke (Not 60AV) ...2010 & Newer
DF 40 4-Stroke.....1999-2010	DF 50A 4-Stroke (Not 50AV).....2010 & Newer	DT 65..... 1985-1997
DF 40A 4-Stroke.....2010 & Newer	DT 55..... 1985-1997	

<b>VORTEX</b> —MICHIGAN—				<b>APOLLO</b> —MICHIGAN—							
ALUMINUM - D SERIES PROPELLERS				STAINLESS STEEL - D SERIES PROPELLERS							
3-BLADE		LG. DIAMETER 3-BLADE		4-BLADE							
Dia.	Rot. Pitch Part #	Dia.	Rot. Pitch Part #	Dia.	Rot. Pitch Part #	Dia.	Rot.	Pitch	Bld #	OEM Part #	Part #
				11-1/2	R 8	992401					
		12-1/4	R 9	992601	11-1/2	R 9	992402				
		11-3/4	R 10	992602	11-1/2	R 10	992403				
10-3/8	R 11	992404	11-5/8	R 11	992603	<b>4-BLADE</b>					
10-3/8	R 12	992405	11-3/8	R 12	992604	10-5/8	R 12	992406		993405	
10-3/8	R 13	992406	11-1/8	R 13	992605	10-3/8	R 13	992407		993406	
10-3/8	R 14	992407	11-1/4	R 14	992606	10-1/8	R 14	992408		993407	
10	R 15	992408				10-1/8	R 15	992409		993408	
10	R 16	992409									

**Drop-In Hub**

Use XHS® or XHS II® Hub Kit

**115 OR 215**

Refer to Pages 55-57 for Details on Hub Kit Components.

**Drop-In Hub**

Use XHS® or XHS II® Hub Kit

**115 OR 215**

Refer to Pages 55-57 for Details on Hub Kit Components.

		<b>MATCH</b> —MICHIGAN—				<b>BALLISTIC</b> —MICHIGAN—							
		ALUMINUM PROPELLERS						STAINLESS STEEL - D SERIES PROPELLERS					
Boat Description/ Length		Dia.	Rot. Pitch	Bld #	OEM Part #	Part #	Dia.	Rot.	Pitch	Bld #	OEM Part #	Part #	
18'-21' - AL		12-1/4	R 9	3		032046							
18'-21' - AL		11-3/4	R 10	3	58100-88L13-019	032045							
16'-19' - AL		11-1/2	R 11	3	58100-88L23-019	062211							
16'-19' - AL		11-1/2	R 12	3	58100-88LAO-019	062212							
14'-18' - AL		11-1/2	R 13	3	58100-92L30-019	062213	10-1/8	R	13	3	933213		
14'-18' - AL		11-1/2	R 14	3	58100-88L52-019	062214							
13'-15' - AL		11-1/4	R 15	3	58100-88L62-019	062215	10-1/8	R	15	3	933215		
13'-15' - LL		11-1/8	R 16	3	58100-88L72-019	062216							
Up to 15' - LL		11	R 17	3	58100-88L83-019	062217							

**Rubber Hub Bushing**

Part # 65-205

Refer to Pages 53-54 for Details on Attachment Hardware Components.

**Drop-In Hub**

Use XHS® or XHS II® Hub Kit

**115 OR 215**

Refer to Pages 55-57 for Details on Hub Kit Components.



**Did You Know?**

With a history as storied as Michigan Wheel's, there are a number of propellers that have been discontinued for decades-old engines. Michigan Wheel can aid in locating remaining inventory in the market. Contact us at 1-800-369-4335 for assistance.



**APOLLO**  
—MICHIGAN—



**BALLISTIC**  
—MICHIGAN—

**60-140 HORSEPOWER • 4-1/4" GEARCASE**

Thru Hub Exhaust & 13 Tooth Spline

DF 60 4-Stroke.....1998-2009	DT 85.....1979-2000	DT 115.....1981-2001
DF 70 4-Stroke.....1998-2008	DT 90.....1989-1997	DT 140.....1981-2001
DT 75.....1983-1997	DT 100.....1989-2000	

<b>VORTEX</b> MICHIGAN						<b>APOLLO</b> MICHIGAN									
3-BL ALUMINUM - B SERIES					4-BL ALUMINUM - B SERIES					STAINLESS STEEL - B SERIES PROPELLERS					
Dia.	Rot.	Pitch	Bld #	Part #	Dia.	Rot.	Pitch	Bld #	Part #	Dia.	Rot.	Pitch	Bld #	OEM Part #	Part #
14	R	10	3	992109											
14	R	11	3	992111	13-7/8	R	11	4	941411						
14	R	13	3	992112	13-7/8	R	13	4	941413						
13-3/4	R	15	3	992113	13-3/8	R	15	4	941415	13-3/8	R	15	3		993143
										13-3/8	L	15	3		993153
13-1/4	R	17	3	992114	13	R	17	4	941417	13-1/4	R	17	3		993144
										13-1/4	L	17	3		993154
13	R	19	3	992115	12-1/2	R	19	4	941419	13-1/8	R	19	3		993145
										13-1/8	L	19	3		993155
12-3/4	R	21	3	992116						13	R	21	3		993146
										13	L	21	3		993156

**Drop-In Hub**

Use XHS II® Hub Kit

**210**

Do NOT use Gearcase Adapter Ring supplied with propeller.

Refer to Pages 55-57 for Details on Hub Kit Components.

**Drop-In Hub**

Use XHS II® Hub Kit

**210**

Do NOT use Gearcase Adapter Ring supplied with propeller.

Refer to Pages 55-57 for Details on Hub Kit Components.

Boat Description/ Length	<b>MATCH</b> MICHIGAN						Rubber Hub Bushing Part # 65-172	<b>BALLISTIC</b> MICHIGAN					
	ALUMINUM PROPELLERS							STAINLESS STEEL - B SERIES PROPELLERS					
	Dia.	Rot.	Pitch	Bld #	OEM Part #	Part #		Dia.	Rot.	Pitch	Bld #	OEM Part #	Part #
19'-22' - AL, SK								13-5/8	R	15	3		933415
18'-21' - AL, SK								13-1/2	R	17	3		933417
17'-20' - AL, SK	13	R	19	3	58100-94522-019	Ⓢ 061103		13-3/8	R	19	3		933419
15'-18' - AL, SK	13	R	21	3	58100-94532-019	Ⓢ 061104		13-1/8	R	21	3		933421

**Did You Know?**  
If you need specifications on that obsolete propeller, you can visit the Obsolete Part Finder in the Resource Center on [www.miwheel.com](http://www.miwheel.com).



Key to Abbreviations: LL = Light Loads; SB = Sailboat; AL = All Loads; SK = Skiboat; WB = Workboat; HB = Houseboat; CR = Cruisers; HL = Heavy Loads; WD = Weedless

Ⓢ Limited Inventory Item.

**50-140 HORSEPOWER (4-STROKE) • 4-1/4" GEARCASE**

Thru Hub Exhaust & 15 Tooth Spline

DF 50AV 4-Stroke .....2015 & Newer  
 DF 60AV 4-Stroke .....2015 & Newer  
 DF 70A 4-Stroke .....2009 & Newer  
 DF 80A 4-Stroke .....2009 & Newer

DF 90 4-Stroke ..... 2001-2008  
 DF 90A 4-Stroke .....2009 & Newer  
 DF 100 4-Stroke .....2009 & Newer  
 DF 115 4-Stroke ..... 2001-2012

DF 115A 4-Stroke.....2013 & Newer  
 DF 140 4-Stroke ..... 2002-2012  
 DF 140A 4-Stroke.....2013 & Newer

VORTEX MICHIGAN						APOLLO MICHIGAN					
3-BL ALUMINUM - B SERIES			4-BL ALUMINUM - B SERIES			STAINLESS STEEL - B SERIES PROPELLERS					
Dia.	Rot.	Pitch	Bld #	Part #	Dia.	Rot.	Pitch	Bld #	Part #	OEM Part #	Part #
14	R	10	3	992109							
14	R	11	3	992111	13-7/8	R	11	4	941411		
14	R	13	3	992112	13-7/8	R	13	4	941413		
13-3/4	R	15	3	992113	13-3/8	R	15	4	941415		
										993143	227*
										993153	227*
13-1/4	R	17	3	992114	13	R	17	4	941417		
										993144	USE Gearcase Adapter Ring supplied with propeller.
										993154	Refer to Pages 55-57 for Details on Hub Kit Components.
13	R	19	3	992115	12-1/2	R	19	4	941419		
										993145	Refer to Pages 55-57 for Details on Hub Kit Components.
										993155	Refer to Pages 55-57 for Details on Hub Kit Components.
12-3/4	R	21	3	992116							
										993146	
										993156	

Boat Description/ Length	MATCH MICHIGAN						BALLISTIC MICHIGAN									
	ALUMINUM PROPELLERS						STAINLESS STEEL - B SERIES PROPELLERS									
	Dia.	Rot.	Pitch	Bld #	OEM Part #	Part #	3-BLADE BALLISTIC			3-BLADE BALLISTIC XL						
20'-24' - AL, SK	14	R	15	3	990C0-00760-15P	061020	Dia.	Rot.	Pitch	Bld #	Part #					
17'-19' - AL, SK	14	R	17	3	990C0-00760-17P	061024	13-5/8	R	15	3	933415			225 /		
17'-19' - AL	14	R	18	3		061026	13-1/2	R	17	3	933417			226 /		
16'-18' - AL, SK	14	R	19	3	990C0-00760-19P	061028								227*		
15'-18' - AL, SK	14	R	21	3	990C0-00760-21P	061032	13-3/8	R	19	3	933419			USE Gearcase Adapter Ring supplied with propeller.		
High Performance							13-1/8	R	21	3	933421	13-1/2	R	22	3	953422
												13-1/2	R	24	3	953424

Note: For DF 50AV / DF 60AV / DF 90 / DF 100 / DF 115 HP 4-Stroke engine applications use XHS II® (Drop-In Hub) Kit #225.  
 For DF 115A / DF 140 HP / DF 140A 4-Stroke engine applications use XHS II® (Drop-In Hub) Kit #226.  
 For DF 70A / 80A / 90A applications use XHS II® (Drop-In Hub) Kit #227.

**Did You Know?**  
 Michigan Wheel truly has a global presence, with offices in both England and Dubai, United Arab Emirates.



MATCH  
MICHIGAN



VORTEX  
MICHIGAN



APOLLO  
MICHIGAN



BALLISTIC  
MICHIGAN

Key to Abbreviations: LL = Light Loads; SB = Sailboat; AL = All Loads; SK = Skiboat; WB = Workboat; HB = Houseboat; CR = Cruisers; HL = Heavy Loads; WD = Weedless

**150-300 HORSEPOWER • 4-3/4" GEARCASE**

Thru Hub Exhaust & 15 Tooth Spline

DT 150 .....	1986-2003
DF 150 4-Stroke .....	2006 & Newer
DF 150TG .....	2014 & Newer
DT 175 .....	1987-1992
DF 175 4-Stroke .....	2006 & Newer
DT 175TG .....	2014 & Newer
DT 200 .....	1986-2000

DF 200 4-Stroke ① .....	2004 & Newer
DF 200A 4-Stroke .....	2015 & Newer
DF 200AP 4-Stroke ① .....	2015 & Newer
DT 225 .....	1986-2003
DF 225 4-Stroke ① .....	2004 & Newer

DF 250 4-Stroke ① .....	2004 & Newer
DF 250AP 4-Stroke ① .....	2014 & Newer
DF 300 4-Stroke ① .....	2007 & Newer
DF 300AP 4-Stroke ① .....	2014 & Newer

① Listed propeller diameters are slightly less than original equipment propeller.

\*For engines 300 HP or higher, use "High Horsepower Sleeve" (P/N 991372). See Page 48 for more details.

VORTEX MICHIGAN										APOLLO MICHIGAN														
3-BL ALUMINUM - A SERIES					4-BL ALUMINUM - A SERIES					STD. 3-BLADE A SERIES					LG DIA. 3-BLADE A SERIES					4-BLADE A SERIES				
Dia.	Rot.	Pitch	Bld #	Part #	Dia.	Rot.	Pitch	Bld #	Part #	Dia.	Rot.	Pitch	Part #	Dia.	Rot.	Pitch	Part #	Dia.	Rot.	Pitch	Part #			
16	R	13	3	992001																				
15-1/4	R	15	3	992002						14-3/8	R	15	993042											
16	R	16	3	931516						14-3/8	L	15	993052											
15	R	17	3	992003	15	R	16	4	992202	14-1/4	R	17	993043	15-1/2	R	17	993023	14-5/8	R	16	993203			
										14-1/4	L	17	993053	15-1/2	L	17	993033	14-5/8	L	16	993213			
14-1/2	R	19	3	992004	14-1/2	R	18	4	992203	14-1/8	R	19	993044	15-1/4	R	19	993024	14-3/8	R	18	993204			
										14-1/8	L	19	993054	15-1/4	L	19	993034	14-3/8	L	18	993214			
14-1/4	R	21	3	992005	14	R	20	4	992204	14	R	21	993045	14-3/4	R	21	993025	14-1/8	R	20	993205			
										14	L	21	993055	14-3/4	L	21	993035	14-1/8	L	20	993215			
14	R	23	3	992006						13-7/8	R	23	993046	14-5/8	R	23	993026	14	R	22	993206			
										13-7/8	L	23	993056	14-5/8	L	23	993036	14	L	22	993216			

Drop-In Hub  
Use XHS II® Hub Kit  
**204**  
Refer to Pages 55-57 for Details on Hub Kit Components.

Drop-In Hub  
Use XHS II® Hub Kit  
**204**  
Refer to Pages 55-57 for Details on Hub Kit Components.



BALLISTIC MICHIGAN									
STAINLESS STEEL - A SERIES PROPELLERS									
3-BLADE BALLISTIC					3-BLADE BALLISTIC XL				
Dia.	Rot.	Pitch	Bld #	Part #	Dia.	Rot.	Pitch	Bld #	Part #
14-7/8	R	15	3	* 933515					
14-3/4	R	17	3	* 933517					
14-3/4	L	17	3	* 937517					
14-1/2	R	19	3	* 933519					
14-1/2	L	19	3	* 937519					
14-3/8	R	21	3	* 933521					
14-3/8	L	21	3	* 937521					
14-1/4	R	23	3	* 933523					
14-1/4	L	23	3	* 937523					
14-1/4	R	25	3	* 933525					
					14-3/4	R	22	3	* 953522
					14-3/4	R	24	3	* 953524
					14-3/4	R	26	3	* 953526
4-BLADE BALLISTIC XL									
14-1/8	R	23	4	* 963523					
14-1/8	R	25	4	* 963525					
14-1/8	R	27	4	* 963527					

Drop-In Hub  
Use XHS II® Hub Kit  
**204**  
Refer to Pages 55-57 for Details on Hub Kit Components.

\* May interfere with trim tab.

**4-6 HORSEPOWER**

Non-Thru Hub Exhaust & 9 Tooth Spline

4 HP 2-Stroke .....1986-1999                      5 HP 2-Stroke ..... 1995-2002                      F6A 4-Stroke (1 Cyl.) .....2011 & Newer  
 F4 4-Stroke..... 1999 & Newer

		<b>MATCH</b> MICHIGAN					
		ALUMINUM PROPELLERS					
Boat Description/ Length		Dia.	Rot.	Pitch	Bld #	OEM Part #	Part #
		7-1/2	R	7	3	6E0-45943-01-00	102017
		7-1/2	R	8	3	6E0-45941-01-00	102018



Rubber  
Hub  
Bushing  
Part # 65-539

**6-9.9 HORSEPOWER**

Thru Hub Exhaust & 7 Tooth Spline • Replaces Yamaha® “N” Series Propellers

6 HP 2-Stroke .....1986-2000                      8 HP 2-Stroke ..... 1986-2009                      F9.9 4-Stroke .....2008 & Newer  
 F6 4-Stroke.....2001-2010                      F8 4-Stroke.....2001 & Newer

		<b>MATCH</b> MICHIGAN					
		ALUMINUM PROPELLERS					
Boat Description/ Length		Dia.	Rot.	Pitch	Bld #	OEM Part #	Part #
General Usage		8-1/2	R	7-1/2	3	6G1-45943-00-00	102002
		8-1/2	R	8-1/2	3	6G1-45943-00-00	102085



Rubber  
Hub  
Bushing  
Part # 65-360

**8 HORSEPOWER**

Non-Thru Hub Exhaust & Pin Drive

8 HP.....1976-1983

		<b>MATCH</b> MICHIGAN					
		ALUMINUM PROPELLERS					
Boat Description/ Length		Dia.	Rot.	Pitch	Bld #	OEM Part #	Part #
14'-16' - AL		8-1/4	R	8	3		012008



Rubber  
Hub  
Bushing  
Part # 65-098

**9.9-20 HORSEPOWER • 2-1/2” GEARCASE**

Thru Hub Exhaust & 8 Tooth Spline • Replaces Yamaha® “J” Series Propellers

9.9 HP 2-Stroke .....1984-2009                      15 HP 2-Stroke ..... 1984-2009                      F15 C .....2007 & Newer  
 F9.9 4-Stroke.....2000-2007                      F15 4-Stroke.....1998 & Newer                      F20 4-Stroke .....2007 & Newer

		<b>MATCH</b> MICHIGAN					
		ALUMINUM PROPELLERS					
Boat Description/ Length		Dia.	Rot.	Pitch	Bld #	OEM Part #	Part #
14'-20' - HL		9-1/4	R	8	3	63V-45947-00-00	102003
14'-19' - AL		9-1/4	R	9	3	63V-45945-10-00	102004
14'-19' - AL		9-1/4	R	9-3/4	3	683-45952-00-00	102106
14'-16' - AL		9-1/4	R	10-1/2	3	683-45943-00-00	102005
Up to 14' - LL		9-1/4	R	12	3	683-45941-00-00	102107



Rubber  
Hub  
Bushing  
Part # 65-359

See Pages  
53-54 for  
Attachment  
Hardware

**Did You Know?**

Michigan Wheel propellers intended for use on Yamaha® engines will also fit Parsun® outboards and Selva® 4-Stroke outboards.

Look for the Parsun® and Selva® engine listings on Pages 43-46.



**15-28 HORSEPOWER**

Non-Thru Hub Exhaust & Pin Drive

15A & W15 HP .....1976-1983      25 HP 2 Cyl..... 1977-1979      28 HP ..... 1976-1978  
 20 HP.....1976-1978

Boat Description/ Length	MATCH MICHIGAN					
	ALUMINUM PROPELLERS					
	Dia.	Rot.	Pitch	Bld #	OEM Part #	Part #
HB, SB	9-1/4	R	7	3	650-45943-01-36	012102
12'-14' - HL	9	R	9	3		012109
12'-14' - HL	9	R	10	3	651-45947-00-36	012011
12'-14' - AL	9-1/4	R	11	3	653-45941-01-36	012013



Rubber  
Hub  
Bushing  
Part # 65-079

**20-30 HORSEPOWER • 3" GEARCASE**

Thru Hub Exhaust & 10 Tooth Spline • Replaces Yamaha® "F" Series Propellers • **! MUST use Gearcase Adapter Ring supplied with propeller.**

20 HP.....1996-1997      F25 4-Stroke..... 1998-2006; 2010 & Newer      30 HP ..... 1983-2002  
 25 HP..... 1980 & Newer

Boat Description/ Length	VORTEX MICHIGAN					
	ALUMINUM - E SERIES PROPELLERS					
	Dia.	Rot.	Pitch	Bld #	OEM Part #	Part #
16'-18' - AL	10-1/2	R	9	3		992501
14'-17' - AL	10-1/2	R	10	3		992502
14'-17' - AL	10-1/2	R	11	3		992503
13'-16' - LL	10-1/8	R	12	3		992504
13'-16' - LL	10-1/8	R	13	3		992505
13'-16' - LL	10-1/8	R	14	3		992506

Drop-In  
Hub  
Use XHS®  
or XHS II®  
Hub Kit  
**123**  
OR  
**223**  
**!**



Boat Description/ Length	MATCH MICHIGAN					
	ALUMINUM PROPELLERS					
	Dia.	Rot.	Pitch	Bld #	OEM Part #	Part #
16'-18' - AL	9-7/8	R	9	3	664-45941-01-00	022001
15'-17' - AL	9-7/8	R	10-1/2	3	664-45945-00-00	022002
14'-16' - AL	9-7/8	R	11-1/4	3	664-45947-10-00	022004
13'-16' - LL	9-7/8	R	12	3	664-45954-01-00	022003
13'-16' - LL	9-7/8	R	13	3	664-45949-02-00	022005
Up to 15' - LL	9-7/8	R	14	3	664-45952-00-00	022006
Up to 15' - LL						

Rubber  
Hub  
Bushing  
Part # 65-265  
Refer to  
Pages 53-54  
for Details  
on Attachment  
Hardware  
Components.

Boat Description/ Length	BALLISTIC MICHIGAN					
	STAINLESS STEEL - E SERIES PROPELLERS					
	Dia.	Rot.	Pitch	Bld #	OEM Part #	Part #
	10-1/8	R	13	3		* 933013
	10-1/8	R	15	3		* 933015

Drop-In  
Hub  
Use XHS®  
or XHS II®  
Hub Kit  
**123**  
OR  
**223**  
**!**

**Note:** \* May interfere with trim tab.  
Gearcase adaptor rings may be slightly larger than engine gearcase.

**Did You Know?**

A recently conducted independent survey, conducted in cooperation with Michigan Wheel, found Michigan Wheel to have the highest overall customer satisfaction among aftermarket propeller manufacturers.







**50-130 HORSEPOWER • 4-1/4" GEARCASE**

Thru Hub Exhaust & 15 Tooth Spline • Replaces Yamaha® "K" Series Propellers



T50 HP ..... 1996 & Newer  
 T60 HP ..... 2003 & Newer  
 60 HP (Includes C60/E60/P60) ..... 1992-2005  
 F70 4-Stroke ..... 2010 & Newer  
 70 HP ..... 1984 & Newer  
 F75 4-Stroke ..... 2003 & Newer

75 HP (Includes C75/E75/P75) ..... 1994-1999  
 80 HP ..... 1997  
 F80 4-Stroke ..... 1999-2002  
 85 HP ..... 1991-1997  
 F90 4-Stroke ..... 1999 & Newer

90 HP (Includes C90) ..... 1984 & Newer  
 F100 4-Stroke ..... 2000 & Newer  
 F115 4-Stroke ..... 2000 & Newer  
 115 HP (Includes C115/P115) 1984 & Newer  
 130 HP ..... 1984 & Newer

																		
3-BL ALUMINUM - B SERIES			4-BL ALUMINUM - B SERIES			<b>Drop-In Hub</b>  Use XHS II® Hub Kit <b>203 / 208</b>  USE Gearcase Adapter Ring supplied with propeller.  Refer to Pages 55-57 for Details on Hub Kit Components.	STAINLESS STEEL - B SERIES PROPELLERS						<b>Drop-In Hub</b>  Use XHS II® Hub Kit <b>203 / 208</b>  USE Gearcase Adapter Ring supplied with propeller.  Refer to Pages 55-57 for Details on Hub Kit Components.					
Dia.	Rot.	Pitch	Bld #	Part #	Dia.		Rot.	Pitch	Bld #	Part #	Dia.	Rot.		Pitch	Bld #	OEM Part #	Part #	
14	R	10	3	992109														
14	R	11	3	992111	13-7/8		R	11	4	941411								
14	R	13	3	992112	13-7/8		R	13	4	941413								
13-3/4	R	15	3	992113	13-3/8		R	15	4	941415	13-3/8	R		15	3		※ 993143	
											13-3/8	L		15	3		※ 993153	
13-1/4	R	17	3	992114	13		R	17	4	941417	13-1/4	R		17	3	688-45930-02-00	※ 993144	
											13-1/4	L		17	3	6L6-45930-01-00	※ 993154	
13	R	19	3	992115	12-1/2		R	19	4	941419	13-1/8	R		19	3	688-45970-03-00	※ 993145	
										13-1/8	L	19	3	6L6-45970-00-00	※ 993155			
12-3/4	R	21	3	992116						13	R	21	3	688-45972-02-00	※ 993146			
										13	L	21	3	6L6-45972-00-00	※ 993156			

Boat Description/Length																
	ALUMINUM PROPELLERS						STAINLESS STEEL - B SERIES PROPELLERS									
	Dia.	Rot.	Pitch	Bld #	OEM Part #	Part #	3-BLADE BALLISTIC			3-BLADE BALLISTIC XL						
							Dia.	Rot.	Pitch	Bld #	Part #	Dia.	Rot.	Pitch	Bld #	Part #
25' & Up	14	R	11	3		101036										
22'-25' - AL	13-5/8	R	13	3	6E5-45949-00-00	101031										
20'-24' - AL	13-1/2	R	15	3	6E5-45947-00-00	101032	13-5/8	R	15	3	933415					
17'-19' - AL	13-1/4	R	17	3	6E5-45945-01-00	101033	13-1/2	R	17	3	933417					
16'-18' - AL	13	R	19	3	6E5-45941-00-00	101034	13-3/8	R	19	3	933419					
15'-18' - AL	12-5/8	R	21	3		101035	13-1/8	R	21	3	※ 933421					
High Performance												13-1/2	R	22	3	※ 953422
High Performance												13-1/2	R	24	3	※ 953424

Note: For F75B (4-Stroke), F90B (4-Stroke), 115 HP, F115 (4-Stroke), and 130 HP engine applications use XHS II® (Drop-In Hub) Kit #203.  
 For all other engine applications use XHS II® (Drop-In Hub) Kit #208.

Note: ※ Michigan Wheel high performance trim tab P/N 990341 is required when using stainless steel propellers on Yamaha 50-130 HP engines.

**150-300 HORSEPOWER • 4-3/4" GEARCASE**

Thru Hub Exhaust & 15 Tooth Spline • Replaces Yamaha® "M" or "T" Series Propellers

150 HP.....	1986 & Newer
F150 4-Stroke.....	2004 & Newer
175 HP.....	1984 & Newer
F175 4-Stroke.....	2014 & Newer
200 HP.....	1984 & Newer
200 HP V MAX®.....	2001
F200 4-Stroke.....	2002 & Newer
VF200 V MAX® SHO.....	2010 & Newer

220 HP (Special).....	1984-1985
225 HP (Excel).....	1987-1988
225 HP.....	1986 & Newer
F225 4-Stroke.....	2002 & Newer
VF225 V MAX® SHO.....	2010 & Newer
F225 Offshore.....	2010 & Newer
250 HP.....	1990 & Newer
250 HP V MAX®.....	2001

F250 4-Stroke.....	2002 & Newer
VF250 V MAX® SHO.....	2010 & Newer
F250 Offshore.....	2010 & Newer
<b>300 HP.....</b>	<b>2004-2007</b>
F300 Offshore.....	2010 & Newer

\*For engines 300 HP or higher, use "High Horsepower Sleeve" (P/N 991372). See Page 48 for more details.

VORTEX MICHIGAN									
3-BL ALUMINUM - A SERIES					4-BL ALUMINUM - A SERIES				
Dia.	Rot.	Pitch	Bld #	Part #	Dia.	Rot.	Pitch	Bld #	Part #
16	R	13	3	992001					
15-1/4	R	15	3	992002					
16	R	16	3	931516					
15	R	17	3	992003	15	R	16	4	992202
14-1/2	R	19	3	992004	14-1/2	R	18	4	992203
14-1/4	R	21	3	992005	14	R	20	4	992204
14	R	23	3	992006					

**Drop-In Hub**  
Use XHS II® Hub Kit  
**203**  
Refer to Pages 55-57 for Details on Hub Kit Components.

APOLLO MICHIGAN											
STD. 3-BLADE A SERIES				LG DIA. 3-BLADE A SERIES				4-BLADE A SERIES			
Dia.	Rot.	Pitch	Part #	Dia.	Rot.	Pitch	Part #	Dia.	Rot.	Pitch	Part #
14-3/8	R	15	993042								
14-3/8	L	15	993052								
14-1/4	R	17	993043	15-1/2	R	17	993023	14-5/8	R	16	993203
14-1/4	L	17	993053	15-1/2	L	17	993033	14-5/8	L	16	993213
14-1/8	R	19	993044	15-1/4	R	19	993024	14-3/8	R	18	993204
14-1/8	L	19	993054	15-1/4	L	19	993034	14-3/8	L	18	993214
14	R	21	993045	14-3/4	R	21	993025	14-1/8	R	20	993205
14	L	21	993055	14-3/4	L	21	993035	14-1/8	L	20	993215
13-7/8	R	23	993046	14-5/8	R	23	993026	14	R	22	993206
13-7/8	L	23	993056	14-5/8	L	23	993036	14	L	22	993216

**Drop-In Hub**  
Use XHS II® Hub Kit  
**203**  
Refer to Pages 55-57 for Details on Hub Kit Components.

Boat Description/ Length	MATCH MICHIGAN					
	ALUMINUM PROPELLERS					
	Dia.	Rot.	Pitch	Bld #	OEM Part #	Part #
20'-22' - AL, SK	15-1/4	R	15	3	6G5-45941-00-00	101025
19'-21' - AL, SK	14-1/2	R	17	3	6G5-45947-01-00	101027
19'-21' - AL, SK						
18'-20' - AL, SK	14	R	19	3	6G5-45945-01-00	101028
18'-20' - AL, SK						
18'-20' - AL, SK	13-3/4	R	21	3	6G5-45943-01-00	101029
18'-20' - AL, SK						
Up to 18' - AL, SK						
Up to 18' - AL, SK						
Up to 18' - AL, SK						
High Performance						
High Performance						
High Performance						
High Performance						
High Performance						
High Performance						

**Rubber Hub Bushing**  
Part # 65-441  
Refer to Pages 53-54 for Details on Attachment Hardware Components.

BALLISTIC MICHIGAN														
STAINLESS STEEL - A SERIES PROPELLERS														
3-BLADE BALLISTIC						3-BLADE BALLISTIC XL								
Dia.	Rot.	Pitch	Bld #	Part #	Dia.	Rot.	Pitch	Bld #	Part #	Dia.	Rot.	Pitch	Bld #	Part #
14-7/8	R	15	3	933515										
14-3/4	R	17	3	933517										
14-3/4	L	17	3	937517										
14-1/2	R	19	3	933519										
14-1/2	L	19	3	937519										
14-3/8	R	21	3	933521										
14-3/8	L	21	3	937521										
14-1/4	R	23	3	933523										
14-1/4	L	23	3	937523										
14-1/4	R	25	3	933525										
										14-3/4	R	22	3	* 953522
										14-3/4	R	24	3	* 953524
										14-3/4	R	26	3	* 953526
										4-BLADE BALLISTIC XL				
										14-1/8	R	23	4	* 963523
										14-1/8	R	25	4	* 963525
										14-1/8	R	27	4	* 963527

**Drop-In Hub**  
Use XHS II® Hub Kit  
**203**  
Refer to Pages 55-57 for Details on Hub Kit Components.



\* May interfere with trim tab.



**15-60 HORSEPOWER • 3-1/2" GEARCASE**

Thru Hub Exhaust & 13 Tooth Spline

Parsun® T35.....All Years	Parsun®T40.....All Years	
Selva® 15 XS EFI (Aruana) .....2014 & Newer	Selva® 30 XS (Dorado) .....2014 & Newer	Selva® 60 EFI (Dorado).....2014 & Newer
Selva® 20 XS (Dorado) .....2014 & Newer	Selva® 40 EFI (Aruana).....2014 & Newer	Selva® 60XSR EFI (Dorado) ..2014 & Newer
Selva® 25 XS (Dorado) .....2014 & Newer	Selva® 50XSR (Dorado).....2014 & Newer	

**VORTEX**  
MICHIGAN

**ALUMINUM - D SERIES PROPELLERS**

3-BLADE				LG. DIAMETER 3-BLADE				4-BLADE			
Dia.	Rot.	Pitch	Part #	Dia.	Rot.	Pitch	Part #	Dia.	Rot.	Pitch	Part #
								11-1/2	R	8	992401
				12-1/4	R	9	992601	11-1/2	R	9	992402
				11-3/4	R	10	992602	11-1/2	R	10	992403
10-3/8	R	11	992404	11-5/8	R	11	992603	<b>4-BLADE</b>			
10-3/8	R	12	992405	11-3/8	R	12	992604	10-5/8	R	12	941212
10-3/8	R	13	992406	11-1/8	R	13	992605	10-3/8	R	13	941213
10-3/8	R	14	992407	11-1/4	R	14	992606	10-1/8	R	14	941214
10	R	15	992408					10-1/8	R	15	941215
10	R	16	992409								

Drop-In Hub

Use XHS® or XHS II® Hub Kit

117 OR 217

Refer to Pages 55-57 for Details on Hub Kit Components.

**APOLLO**  
MICHIGAN

**STAINLESS STEEL - D SERIES PROPELLERS**

Dia.	Rot.	Pitch	Bld #	OEM Part #	Part #
10-3/4	R	12	3	MAR-10512-HR-C0	993405
10-1/2	R	13	3	MAR-10513-HR-C0	993406
10-3/8	R	14	3	MAR-10514-HR-C0	993407
10-1/8	R	15	3	MAR-10515-HR-C0	993408

Drop-In Hub

Use XHS® or XHS II® Hub Kit

117 OR 217

Refer to Pages 55-57 for Details on Hub Kit Components.

**MATCH**  
MICHIGAN

**ALUMINUM PROPELLERS**

Boat Description/ Length	Dia.	Rot.	Pitch	Bld #	OEM Part #	Part #
	18' & Up - HL	12-1/4	R	9	3	663-45956-01-00
17' & Up - HL	11-3/4	R	10	3		032045
16'-18' - AL, SK	11-5/8	R	11	3	69W-45947-00-00	032044
15'-17' - CUPPED	10-5/8	R	12	3	6H5-45952-00-00	031074
15'-17' - AL, SK	11-3/8	R	12	3	69W-45952-00-00	032043
14'-17' - CUPPED	10-3/8	R	13	3	6H5-45945-00-00	031075
14'-17' - AL, SK	11-1/8	R	13	3	69W-45945-00-00	032042
14'-16' - CUPPED	10-1/4	R	14	3	6H5-45958-00-00	031076
14'-16' - LL	11-1/4	R	14	3	69W-45958-00-00	032041
12'-14' - LL	11	R	15	3	69W-45943-00-00	032040

Rubber Hub Bushing Part # 65-205

**BALLISTIC**  
MICHIGAN

**STAINLESS STEEL - D SERIES PROPELLERS**

Dia.	Rot.	Pitch	Bld #	OEM Part #	Part #
10-1/8	R	13	3		933213
10-1/8	R	15	3		933215

Drop-In Hub

Use XHS® or XHS II® Hub Kit

117 OR 217

Refer to Pages 55-57 for Details on Hub Kit Components.

**30-115 HORSEPOWER • 4-1/4" GEARCASE**

Thru Hub Exhaust & 15 Tooth Spline • Replaces Yamaha® "K" Series Propellers

Parsun® T60.....All Years	Parsun® T85.....All Years	Parsun® T90.....All Years
Parsun® T75.....All Years		
Selva® 30XS (Marlin) .....2014 & Newer	Selva® 50XS (Marlin).....2014 & Newer	Selva® 80XS (Marlin).....2014 & Newer
Selva® 40XS (Marlin) .....2014 & Newer	Selva® 50XS (Murena) .....2014 & Newer	Selva® 100 XS (Marlin).....2014 & Newer
Selva® 40XS (Tarpon).....2014 & Newer	Selva® 70XSR EFI (Murena) .....2014 & Newer	Selva® 115 EFI (Tarpon).....2014 & Newer

VORTEX MICHIGAN					
3-BL ALUMINUM - B SERIES			4-BL ALUMINUM - B SERIES		
Dia.	Rot.	Pitch	Bld #	Part #	
14	R	10	3	992109	
14	R	11	3	992111	13-7/8 R 11 4 941411
14	R	13	3	992112	13-7/8 R 13 4 941413
13-3/4	R	15	3	992113	13-3/8 R 15 4 941415
13-1/4	R	17	3	992114	13 R 17 4 941417
13	R	19	3	992115	12-1/2 R 19 4 941419
12-3/4	R	21	3	992116	

**Drop-In Hub**  
  
Use XHS II® Hub Kit  
**203 / 208**  
  
USE Gearcase Adapter Ring supplied with propeller.  
  
Refer to Pages 55-57 for Details on Hub Kit Components.

APOLLO MICHIGAN					
STAINLESS STEEL - B SERIES PROPELLERS					
Dia.	Rot.	Pitch	Bld #	OEM Part #	Part #
13-3/8	R	15	3		* 993143
13-3/8	L	15	3		* 993153
13-1/4	R	17	3	688-45930-02-00	* 993144
13-1/4	L	17	3	6L6-45930-01-00	* 993154
13-1/8	R	19	3	688-45970-03-00	* 993145
13-1/8	L	19	3	6L6-45970-00-00	* 993155
13	R	21	3	688-45972-02-00	* 993146
13	L	21	3	6L6-45972-00-00	* 993156

**Drop-In Hub**  
  
Use XHS II® Hub Kit  
**203 / 208**  
  
USE Gearcase Adapter Ring supplied with propeller.  
  
Refer to Pages 55-57 for Details on Hub Kit Components.

Boat Description/Length	MATCH MICHIGAN					
	ALUMINUM PROPELLERS					
	Dia.	Rot.	Pitch	Bld #	OEM Part #	Part #
25' & Up	14	R	11	3		101036
22'-25' - AL	13-5/8	R	13	3	6E5-45949-00-00	101031
20'-24' - AL	13-1/2	R	15	3	6E5-45947-00-00	101032
17'-19' - AL	13-1/4	R	17	3	6E5-45945-01-00	101033
16'-18' - AL	13	R	19	3	6E5-45941-00-00	101034
15'-18' - AL	12-5/8	R	21	3		101035
High Performance						
High Performance						

**Rubber Hub Bushing**  
Part # 65-441

BALLISTIC MICHIGAN					
STAINLESS STEEL - B SERIES PROPELLERS					
3-BLADE BALLISTIC			3-BLADE BALLISTIC XL		
Dia.	Rot.	Pitch	Bld #	Part #	
13-5/8	R	15	3	933415	
13-1/2	R	17	3	933417	
13-3/8	R	19	3	933419	
13-1/8	R	21	3	* 933421	
					13-1/2 R 22 3 * 953422
					13-1/2 R 24 3 * 953424

**Drop-In Hub**  
  
Use XHS II® Hub Kit  
**203 / 208**  
  
USE Gearcase Adapter Ring supplied with propeller.  
  
Refer to Pages 55-57 for Details on Hub Kit Components.

Note: For 115 HP use XHS II® (Drop-In Hub) Kit #203.  
For all other engine applications use XHS II® (Drop-In Hub) Kit #208.

Note: \* Michigan Wheel high performance trim tab P/N 990341 is required when using stainless steel propellers.

**150-250 HORSEPOWER • 4-3/4" GEARCASE**

Thru Hub Exhaust & 15 Tooth Spline • Replaces Yamaha® "M" or "T" Series Propellers

Selva® 150XSR EFI (Killer Whale)..2014 & Newer  
Selva® 150 EFI (Killer Whale).....2014 & Newer

Selva® 200 EFI (Grey Whale) .....2014 & Newer  
Selva® 225 EFI (Fin Whale).....2014 & Newer

Selva® 250 EFI (Blue Whale)..2014 & Newer

**VORTEX**  
MICHIGAN

**APOLLO**  
MICHIGAN

3-BL ALUMINUM - A SERIES					4-BL ALUMINUM - A SERIES				
Dia.	Rot.	Pitch	Bld #	Part #	Dia.	Rot.	Pitch	Bld #	Part #
16	R	13	3	992001					
15-1/4	R	15	3	992002					
16	R	16	3	931516					
15	R	17	3	992003	15	R	16	4	992202
14-1/2	R	19	3	992004	14-1/2	R	18	4	992203
14-1/4	R	21	3	992005	14	R	20	4	992204
14	R	23	3	992006					

Drop-In Hub

Use XHS II® Hub Kit

**203**

Refer to Pages 55-57 for Details on Hub Kit Components.

STD. 3-BLADE A SERIES				LG DIA. 3-BLADE A SERIES				4-BLADE A SERIES			
Dia.	Rot.	Pitch	Part #	Dia.	Rot.	Pitch	Part #	Dia.	Rot.	Pitch	Part #
14-3/8	R	15	993042								
14-3/8	L	15	993052								
14-1/4	R	17	993043	15-1/2	R	17	993023	14-5/8	R	16	993203
14-1/4	L	17	993053	15-1/2	L	17	993033	14-5/8	L	16	993213
14-1/8	R	19	993044	15-1/4	R	19	993024	14-3/8	R	18	993204
14-1/8	L	19	993054	15-1/4	L	19	993034	14-3/8	L	18	993214
14	R	21	993045	14-3/4	R	21	993025	14-1/8	R	20	993205
14	L	21	993055	14-3/4	L	21	993035	14-1/8	L	20	993215
13-7/8	R	23	993046	14-5/8	R	23	993026	14	R	22	993206
13-7/8	L	23	993056	14-5/8	L	23	993036	14	L	22	993216

Drop-In Hub

Use XHS II® Hub Kit

**203**

Refer to Pages 55-57 for Details on Hub Kit Components.

**MATCH**  
MICHIGAN

**BALLISTIC**  
MICHIGAN

Boat Description/  
Length

ALUMINUM PROPELLERS

STAINLESS STEEL - A SERIES PROPELLERS

	Dia.	Rot.	Pitch	Bld #	OEM Part #	Part #
20'-22' - AL, SK	15-1/4	R	15	3	6G5-45941-00-00	101025
19'-21' - AL, SK	14-1/2	R	17	3	6G5-45947-01-00	101027
19'-21' - AL, SK						
18'-20' - AL, SK	14	R	19	3	6G5-45945-01-00	101028
18'-20' - AL, SK						
18'-20' - AL, SK	13-3/4	R	21	3	6G5-45943-01-00	101029
18'-20' - AL, SK						
Up to 18' - AL, SK						
Up to 18' - AL, SK						
Up to 18' - AL, SK						
High Performance						
High Performance						
High Performance						
High Performance						
High Performance						
High Performance						
High Performance						

Rubber Hub Bushing  
Part # 65-441

3-BLADE BALLISTIC					3-BLADE BALLISTIC XL				
Dia.	Rot.	Pitch	Bld #	Part #	Dia.	Rot.	Pitch	Bld #	Part #
14-7/8	R	15	3	933515					
14-3/4	R	17	3	933517					
14-3/4	L	17	3	937517					
14-1/2	R	19	3	933519					
14-1/2	L	19	3	937519					
14-3/8	R	21	3	933521					
14-3/8	L	21	3	937521					
14-1/4	R	23	3	933523					
14-1/4	L	23	3	937523					
14-1/4	R	25	3	933525					
					14-3/4	R	22	3	⊗ 953522
					14-3/4	R	24	3	⊗ 953524
					14-3/4	R	26	3	⊗ 953526
					<b>4-BLADE BALLISTIC XL</b>				
					14-1/8	R	23	4	⊗ 963523
					14-1/8	R	25	4	⊗ 963525
					14-1/8	R	27	4	⊗ 963527



⊗ May interfere with trim tab.

Drop-In Hub

Use XHS II® Hub Kit

**203**

Refer to Pages 55-57 for Details on Hub Kit Components.

# MERCURISER®, ALPHA ONE™, BRAVO ONE™ • 4-3/4" GEARCASE

Thru Hub Exhaust & 15 Tooth Spline

MODELS 1A, 1B, 1C.....Thru 1982  
 MODELS 120, 140, 145 DTS.....Thru 1982  
 MODELS 165, 228, 470, 485, 888, 898 ...Thru 1982  
 MODELS 225S, 233, 255TRS.....Thru 1982  
 MODELS 260, 280TRS, 330TRS .....Thru 1982  
 120-190 HP Mercruiser®.....1983-1985  
 200-260 HP Mercruiser®.....1983-1985

**Alpha One™**  
 2.5L - 5.7L Alpha One™  
 6.2L MPI Alpha One™  
 262, 350, 454 Magnum  
 320 EFI Alpha One™

All Years  
 All Years  
 All Years  
 All Years

**Bravo One™** (Bravo One™ & Bravo One™ X Drives only)  
 320 EFI, 350, 377 .....All Years  
 5.0L - 7.4L Bravo One™ .....All Years  
 D2.8L - D7.3L (Diesel).....All Years

\*For engines 300 HP or higher, use "High Horsepower Sleeve" (P/N 991372). See Page 48 for more details.

STERNDRIVES

VORTEX MICHIGAN					4-BL ALUMINUM - A SERIES			
Dia.	Rot.	Pitch	Bld #	Part #	Dia.	Rot.	Pitch	Part #
16	R	13	3	992001				
15-1/4	R	15	3	992002				
16	R	16	3	931516				
15	R	17	3	992003	15	R	16	4 992202
14-1/2	R	19	3	992004	14-1/2	R	18	4 992203
14-1/4	R	21	3	992005	14	R	20	4 992204
14	R	23	3	992006				

**Drop-In Hub**  
 Use XHS II® Hub Kit  
**202**

Refer to Pages 55-57 for Details on Hub Kit Components.

APOLLO MICHIGAN											
STD. 3-BLADE A SERIES				LG DIA. 3-BLADE A SERIES				4-BLADE A SERIES			
Dia.	Rot.	Pitch	Part #	Dia.	Rot.	Pitch	Part #	Dia.	Rot.	Pitch	Part #
14-3/8	R	15	993042								
14-3/8	L	15	993052								
14-1/4	R	17	993043	15-1/2	R	17	993023	14-5/8	R	16	993203
14-1/4	L	17	993053	15-1/2	L	17	993033	14-5/8	L	16	993213
14-1/8	R	19	993044	15-1/4	R	19	993024	14-3/8	R	18	993204
14-1/8	L	19	993054	15-1/4	L	19	993034	14-3/8	L	18	993214
14	R	21	993045	14-3/4	R	21	993025	14-1/8	R	20	993205
14	L	21	993055	14-3/4	L	21	993035	14-1/8	L	20	993215
13-7/8	R	23	993046	14-5/8	R	23	993026	14	R	22	993206
13-7/8	L	23	993056	14-5/8	L	23	993036	14	L	22	993216

**Drop-In Hub**  
 Use XHS II® Hub Kit  
**202**

Refer to Pages 55-57 for Details on Hub Kit Components.

Boat Description/ Length	MATCH MICHIGAN					
	ALUMINUM PROPELLERS					
	Dia.	Rot.	Pitch	Bld #	OEM Part #	Part #
CR, HB	16	R	13	3	48-78114A45	031513
21'-24' - AL	15-1/4	R	15	3	48-78116A45	031023
20'-23' - AL, SK	16	R	16	3	48-16440A45	031516
19'-23' - AL, SK	14-1/2	R	17	3	48-78118A40	031024
19'-23' - AL, SK	15	R	17	3	48-832828A45	031064
19'-22' - AL, SK	15-1/2	R	18	3	48-11324A45	031052
18'-22' - AL, SK	14	R	19	3	48-78120A40	031025
18'-22' - AL, SK	14-1/2	R	19	3	48-832830A45	031065
18'-20' - AL, SK	13-3/4	R	21	3	48-78122A40	031026
18'-20' - AL, SK	14-1/4	R	21	3	48-832832A45	031066
17'-20' - AL, SK						
17'-20' - AL, SK						
Up to 18'						
High Performance						
High Performance						
High Performance						
High Performance						
High Performance						
High Performance						

**Rubber Hub Bushing**  
 Part # 65-322  
 Use MWM Kit 990312 (Conductivity Washer, Aft Washer) or MWM Kit 9661-1 (Fwd Washer, Conductivity Washer, Aft Washer, Tab Washer, Propeller Nut)  
 See Page 24 for details.

BALLISTIC MICHIGAN														
STAINLESS STEEL - A SERIES PROPELLERS														
3-BLADE BALLISTIC						3-BLADE BALLISTIC XL								
Dia.	Rot.	Pitch	Bld #	Part #	Dia.	Rot.	Pitch	Bld #	Part #	Dia.	Rot.	Pitch	Bld #	Part #
14-7/8	R	15	3	933515										
14-3/4	R	17	3	933517										
14-3/4	L	17	3	937517										
14-1/2	R	19	3	933519										
14-1/2	L	19	3	937519										
14-3/8	R	21	3	933521										
14-3/8	L	21	3	937521										
14-1/4	R	23	3	933523										
14-1/4	L	23	3	937523										
14-1/4	R	25	3	933525										
					14-3/4	R	22	3	953522					
					14-3/4	R	24	3	953524					
					14-3/4	R	26	3	953526					
					4-BLADE BALLISTIC XL									
					14-1/8	R	23	4	963523					
					14-1/8	R	25	4	963525					
					14-1/8	R	27	4	963527					

**Drop-In Hub**  
 Use XHS II® Hub Kit  
**202**

Refer to Pages 55-57 for Details on Hub Kit Components.

**Note:** \* Replace standard trim tab with Michigan Wheel trim tab P/N 990404.  
 † These applications will require Michigan Wheel anode plate P/N 990405.

**BRAVO ONE™ • OVER 365 HP • (SOLID HUB) • 4-3/4" GEARCASE**

Thru Hub Exhaust & 15 Tooth Spline

454 Magnum (385 HP) ..... 1995 & Newer  
 496 Magnum (375 HP) ..... All Years

496 Magnum H.O. (425 HP) ..... All Years  
 502 Magnum (390-415 HP) ..... 1990 & Newer

450 HP ..... 1995  
 465 HP ..... 1991 & 1994



**APOLLO**  
MICHIGAN

STD. 3-BLADE A SERIES				LG DIA. 3-BLADE A SERIES				4-BLADE A SERIES			
Dia.	Rot.	Pitch	Part #	Dia.	Rot.	Pitch	Part #	Dia.	Rot.	Pitch	Part #
14-3/8	R	15	* 993042								
14-3/8	L	15	* 993052								
14-1/4	R	17	* 993043	15-1/2	R	17	993023	14-5/8	R	16	* 993203
14-1/4	L	17	* 993053	15-1/2	L	17	993033	14-5/8	L	16	* 993213
14-1/8	R	19	* 993044	15-1/4	R	19	993024	14-3/8	R	18	* 993204
14-1/8	L	19	* 993054	15-1/4	L	19	993034	14-3/8	L	18	* 993214
14	R	21	993045	14-3/4	R	21	993025	14-1/8	R	20	* 993205
14	L	21	993055	14-3/4	L	21	993035	14-1/8	L	20	* 993215
13-7/8	R	23	993046	14-5/8	R	23	993026	14	R	22	* 993206
13-7/8	L	23	993056	14-5/8	L	23	993036	14	L	22	* 993216

Drop-In Hub  
 Use XHS II® Hub Kit  
**202SH**

Refer to Pages 55-57 for Details on Hub Kit Components.



990404



990405

**BALLISTIC**  
MICHIGAN

STAINLESS STEEL - A SERIES PROPELLERS

3-BLADE BALLISTIC					3-BLADE BALLISTIC XL				
Dia.	Rot.	Pitch	Bld #	Part #	Dia.	Rot.	Pitch	Bld #	Part #
14-7/8	R	15	3	* 933515					
14-3/4	R	17	3	* 933517					
14-3/4	L	17	3	* 937517					
14-1/2	R	19	3	* 933519					
14-1/2	L	19	3	* 937519					
14-3/8	R	21	3	* 933521					
14-3/8	L	21	3	* 937521					
14-1/4	R	23	3	* 933523					
14-1/4	L	23	3	* 937523					
14-1/4	R	25	3	* 933525					
					14-3/4	R	22	3	* 953522
					14-3/4	R	24	3	* 953524
					14-3/4	R	26	3	* 953526

Drop-In Hub  
 Use XHS II® Hub Kit  
**202SH**

Refer to Pages 55-57 for Details on Hub Kit Components.

**Note:** \* Replace standard trim tab with Michigan Wheel trim tab P/N 990404. These applications will require Michigan Wheel anode plate P/N 990405.

**BRAVO II™ • (BRAVO BRASS DRIVE) • 4-3/4" GEARCASE**

Thru Hub Exhaust & 19 Tooth Spline

4.3 L (155-250 HP) ..... 1996 & Newer  
 5.7 L (210-300 HP) ..... 1993 & Newer

7.4 L (300-385 HP) ..... 1990 & Newer  
 496 Magnum (375-425 HP) ..... 2001 & Newer

D2.8 L (150 HP) ..... 1997 & Newer  
 D4.2 L (200-250 HP) ..... 1996 & Newer

**MATCH**  
MICHIGAN

ALUMINUM PROPELLERS

Boat Description/ Length	Dia.	Rot.	Pitch	Bld #	OEM Part #	
					OEM Part #	Part #
28' - 32' (21-31 MPH)	18-3/4	R	17	3	48-18612A40	081612
28' - 32' (21-31 MPH)	18-3/4	L	17	3	48-18613A40	081613
26' - 30' (32-36 MPH)	18-1/4	R	19	3	48-18614A40	081614
26' - 30' (32-36 MPH)	18-1/4	L	19	3	48-18615A40	081615
25' - 28' (35-40 MPH)	17-3/4	R	21	3	48-18616A40	081616
25' - 28' (35-40 MPH)	17-3/4	L	21	3	48-18617A40	081617
24' - 27' (39-44 MPH)	17-1/2	R	23	3	48-18618A40	081618
24' - 27' (39-44 MPH)	17-1/2	L	23	3	48-18619A40	081619



031619

Rubber Hub Bushing

**Note:** Part numbers and availability may differ in European market.



## MODEL 800, KING COBRA®, COBRA®, SEA DRIVE® • 4-3/4" GEARCASE

Thru Hub Exhaust & 15 Tooth Spline

3.0 L .....1990-1993	5.0 L ..... 1978-1993	7.4 L ..... 1990-1993
3.2 L (Diesel) .....1992-1993	5.7 L ..... 1978-1993	7.5 L ..... 1987-1990
3.8 L .....1978-1985	5.8 L (Cobra®) ..... 1989-1993	8.2 L ..... 1992-1993
4.3 L .....1985-1993	5.8 L (King Cobra®) ..... 1992-1994	Sea Drive® 2.0 L - 4.0 L .....All Years

Includes H.O. and EFI Models

**Note: For SX Drive, see Volvo Penta section on Page 51.**

### VORTEX MICHIGAN

### APOLLO MICHIGAN

3-BL ALUMINUM - A SERIES					4-BL ALUMINUM - A SERIES				
Dia.	Rot.	Pitch	Bld #	Part #	Dia.	Rot.	Pitch	Bld #	Part #
16	R	13	3	992001					
15-1/4	R	15	3	992002					
16	R	16	3	931516					
15	R	17	3	992003	15	R	16	4	992202
14-1/2	R	19	3	992004	14-1/2	R	18	4	992203
14-1/4	R	21	3	992005	14	R	20	4	992204
14	R	23	3	992006					

Drop-In Hub

Use XHS II® Hub Kit  
**200 / 201**

Refer to Pages 55-57 for Details on Hub Kit Components.

STD. 3-BLADE A SERIES				LG DIA. 3-BLADE A SERIES				4-BLADE A SERIES			
Dia.	Rot.	Pitch	Part #	Dia.	Rot.	Pitch	Part #	Dia.	Rot.	Pitch	Part #
14-3/8	R	15	993042								
14-3/8	L	15	993052								
14-1/4	R	17	993043	15-1/2	R	17	993023	14-5/8	R	16	993203
14-1/4	L	17	993053	15-1/2	L	17	993033	14-5/8	L	16	993213
14-1/8	R	19	993044	15-1/4	R	19	993024	14-3/8	R	18	993204
14-1/8	L	19	993054	15-1/4	L	19	993034	14-3/8	L	18	993214
14	R	21	993045	14-3/4	R	21	993025	14-1/8	R	20	993205
14	L	21	993055	14-3/4	L	21	993035	14-1/8	L	20	993215
13-7/8	R	23	993046	14-5/8	R	23	993026	14	R	22	993206
13-7/8	L	23	993056	14-5/8	L	23	993036	14	L	22	993216

Drop-In Hub

Use XHS II® Hub Kit  
**200 / 201**

Refer to Pages 55-57 for Details on Hub Kit Components.

### MATCH MICHIGAN

### BALLISTIC MICHIGAN

Boat Description/ Length	ALUMINUM PROPELLERS					
	Dia.	Rot.	Pitch	Bld #	OEM Part #	Part #
Non-Plane Heavy CR	15-1/2	R	13	3	763453	011016
22"-28" (22-32 MPH)	15-1/2	R	15	3	763471	011006
19"-26" (28-39 MPH)						
18"-26" (30-46 MPH)	15	R	17	3	763467	011007
18"-26" (30-46 MPH)						
17"-24" (36-52 MPH)	14-1/2	R	19	3	763468	011008
17"-24" (36-52 MPH)						
16"-22" (40-60 MPH)	14-1/4	R	21	3	763469	011009
16"-22" (40-60 MPH)						
15"-20" (45-66 MPH)						
15"-20" (45-66 MPH)						
Hi Perf. (50-66 MPH)						

Rubber Hub Bushing  
Part # 65-254

STAINLESS STEEL - A SERIES PROPELLERS					
Dia.	Rot.	Pitch	Bld #	OEM Part #	Part #
14-7/8	R	15	3		933515
14-3/4	R	17	3		933517
14-3/4	L	17	3		937517
14-1/2	R	19	3		933519
14-1/2	L	19	3		937519
14-3/8	R	21	3		933521
14-3/8	L	21	3		937521
14-1/4	R	23	3		933523
14-1/4	L	23	3		937523
14-1/4	R	25	3		933525

Drop-In Hub

Use XHS II® Hub Kit  
**200 / 201**

Refer to Pages 55-57 for Details on Hub Kit Components.

**Note:** For engine applications 1976-1990 use XHS II® (Drop-In Hub) Kit #201.  
For engine applications 1991 & Newer use XHS II® (Drop-In Hub) Kit #200.

## MODEL 14 LARGE GEARCASE 1967-1977

Non-Thru Hub Exhaust & Pin Drive

Suggestion: For twin installation increase pitch 2".  
HP Range: 100-245

Boat Description/ Length	ALUMINUM PROPELLERS					
	Dia.	Rot.	Pitch	Bld #	OEM Part #	Part #
HP Range: 100-245	14	R	14	3	381185	012091
HP Range: 100-245	14	R	16	3	381186	012092



Rubber Hub Bushing  
Part # 65-156

## SX COBRA™, VOLVO PENTA SX • 4-3/4" GEARCASE

Thru Hub Exhaust & 19 Tooth Spline

3.0 L.....1994 & Newer	5.7 L.....1994 & Newer	7.4 L.....1997 & Newer
4.3 L.....1994 & Newer	5.8 L.....1994-1997	8.2 L.....1997
5.0 L.....1994 & Newer		

VORTEX MICHIGAN					4-BL ALUMINUM - A SERIES				
Dia.	Rot.	Pitch	Bld #	Part #	Dia.	Rot.	Pitch	Bld #	Part #
16	R	13	3	992001					
15-1/4	R	15	3	992002					
16	R	16	3	931516					
15	R	17	3	992003	15	R	16	4	992202
14-1/2	R	19	3	992004	14-1/2	R	18	4	992203
14-1/4	R	21	3	992005	14	R	20	4	992204
14	R	23	3	992006					

**Drop-In Hub**  
**Use XHS II® Hub Kit**  
**205**  
Refer to Pages 55-57 for Details on Hub Kit Components.

STD. 3-BLADE A SERIES				LG DIA. 3-BLADE A SERIES				4-BLADE A SERIES			
Dia.	Rot.	Pitch	Part #	Dia.	Rot.	Pitch	Part #	Dia.	Rot.	Pitch	Part #
14-3/8	R	15	993042								
14-3/8	L	15	993052								
14-1/4	R	17	993043	15-1/2	R	17	993023	14-5/8	R	16	993203
14-1/4	L	17	993053	15-1/2	L	17	993033	14-5/8	L	16	993213
14-1/8	R	19	993044	15-1/4	R	19	993024	14-3/8	R	18	993204
14-1/8	L	19	993054	15-1/4	L	19	993034	14-3/8	L	18	993214
14	R	21	993045	14-3/4	R	21	993025	14-1/8	R	20	993205
14	L	21	993055	14-3/4	L	21	993035	14-1/8	L	20	993215
13-7/8	R	23	993046	14-5/8	R	23	993026	14	R	22	993206
13-7/8	L	23	993056	14-5/8	L	23	993036	14	L	22	993216

**Drop-In Hub**  
**Use XHS II® Hub Kit**  
**205**  
Refer to Pages 55-57 for Details on Hub Kit Components.

Boat Description/ Length	MATCH MICHIGAN					
	Dia.	Rot.	Pitch	Bld #	OEM Part #	Part #
24'-25' (26-36 MPH)	15-1/2	R	15	3	3850299	161001
22'-27' (34-44 MPH)	15	R	17	3	3850300	161002
22'-27' (33-44 MPH)						
19'-25' (39-50 MPH)	14-1/2	R	19	3	3850301	161003
19'-25' (39-50 MPH)						
17'-22' (39-50 MPH)	14-1/4	R	21	3	3850302	161004
17'-22' (39-50 MPH)						
17'-20' (44-57 MPH)	14-1/4	R	23	3	3850303	161005
17'-20' (44-57 MPH)						

**Rubber Hub Bushing**  
Part # 65-380


BALLISTIC MICHIGAN					
Dia.	Rot.	Pitch	Bld #	OEM Part #	Part #
14-7/8	R	15	3		933515
14-3/4	R	17	3		933517
14-3/4	L	17	3		937517
14-1/2	R	19	3		933519
14-1/2	L	19	3		937519
14-3/8	R	21	3		933521
14-3/8	L	21	3		937521
14-1/4	R	23	3		933523
14-1/4	L	23	3		937523

**Drop-In Hub**  
**Use XHS II® Hub Kit**  
**205**  
Refer to Pages 55-57 for Details on Hub Kit Components.


## DUOPROP™ TYPE A & B • DP280, 290 DRIVES

Gasoline and Diesel Engines


Propeller Series	MATCH MICHIGAN	
	OEM Part #	Kit Part #
Type A3	854766	085010
Type A4	854767	085013
Type A5	854768	085016
Type A6	854769	085019
Type A7	854770	085022

Propeller Series	MATCH MICHIGAN	
	OEM Part #	Kit Part #
Type B3	854816	086007
Type B4	854817	086010
Type B5	854818	086013
Type B6	854819	086016
Type B7	854820	086019



Propeller Series	MATCH MICHIGAN			
	OEM	Front Part #	OEM	Rear Part #
Type B3	854824	086008	854832	086009
Type B4	854825	086011	854833	086012
Type B5	854826	086014	854834	086015
Type B6	854827	086017	854835	086018
Type B7	854828	086020	854836	086021



Note: Type A & B propeller kits available only through Michigan Wheel UK warehouse.

Note: Type B single propellers available only through Michigan Wheel US warehouse.

**YAMAHA STERNDRIVES • 4-3/4" GEARCASE**

Thru Hub Exhaust & 15 Tooth Spline

3.0 L (130 HP) EST/PSR .....1989-1993  
 4.3 L (205 HP) EST/PSR/YEMS 1989-1993

5.0 L (205 HP) EST/PSR/YEMS ..... 1989-1993  
 5.7 L (260 HP) EST/PSR/YEMS 1989-1993

7.4 L (300 HP\*) Hydra Drive EST ..... 1992-1993  
 \*For engines 300 HP or higher, use "High Horsepower Sleeve" (P/N 991372). See Page 48 for more details.

**VORTEX**  
MICHIGAN

**APOLLO**  
MICHIGAN

3-BL ALUMINUM - A SERIES					4-BL ALUMINUM - A SERIES				
Dia.	Rot.	Pitch	Bld #	Part #	Dia.	Rot.	Pitch	Bld #	Part #
16	R	13	3	992001					
15-1/4	R	15	3	992002					
16	R	16	3	931516					
15	R	17	3	992003	15	R	16	4	992202
14-1/2	R	19	3	992004	14-1/2	R	18	4	992203
14-1/4	R	21	3	992005	14	R	20	4	992204
14	R	23	3	992006					

Drop-In Hub

Use XHS II® Hub Kit

**203**

Refer to Pages 55-57 for Details on Hub Kit Components.

STD. 3-BLADE A SERIES				LG DIA. 3-BLADE A SERIES				4-BLADE A SERIES			
Dia.	Rot.	Pitch	Part #	Dia.	Rot.	Pitch	Part #	Dia.	Rot.	Pitch	Part #
14-3/8	R	15	993042								
14-3/8	L	15	993052								
14-1/4	R	17	993043	15-1/2	R	17	993023	14-5/8	R	16	993203
14-1/4	L	17	993053	15-1/2	L	17	993033	14-5/8	L	16	993213
14-1/8	R	19	993044	15-1/4	R	19	993024	14-3/8	R	18	993204
14-1/8	L	19	993054	15-1/4	L	19	993034	14-3/8	L	18	993214
14	R	21	993045	14-3/4	R	21	993025	14-1/8	R	20	993205
14	L	21	993055	14-3/4	L	21	993035	14-1/8	L	20	993215
13-7/8	R	23	993046	14-5/8	R	23	993026	14	R	22	993206
13-7/8	L	23	993056	14-5/8	L	23	993036	14	L	22	993216

Drop-In Hub

Use XHS II® Hub Kit

**203**

Refer to Pages 55-57 for Details on Hub Kit Components.

**MATCH**  
MICHIGAN

**BALLISTIC**  
MICHIGAN

Boat Description/ Length	ALUMINUM PROPELLERS					
	Dia.	Rot.	Pitch	Bld #	OEM Part #	Part #
21'-26' (18-31 MPH)	15-1/4	R	15	3	6G5-45941-00-98	101025
19'-23' (27-37 MPH)	14-1/2	R	17	3	6G5-45947-01-98	101027
19'-23' (27-37 MPH)						
17'-21' (33-42 MPH)	14	R	19	3	6G5-45945-01-98	101028
17'-21' (33-42 MPH)						
18'-19' (37-46 MPH)	13-3/4	R	21	3	6G5-45943-01-98	101029
18'-19' (37-46 MPH)						
17'-19' (39-48 MPH)						
17'-19' (39-48 MPH)						

Rubber Hub Bushing  
Part # 65-441

STAINLESS STEEL - A SERIES PROPELLERS					
Dia.	Rot.	Pitch	Bld #	OEM Part #	Part #
14-7/8	R	15	3		933515
14-3/4	R	17	3		933517
14-3/4	L	17	3		937517
14-1/2	R	19	3		933519
14-1/2	L	19	3		937519
14-3/8	R	21	3		933521
14-3/8	L	21	3		937521
14-1/4	R	23	3		933523
14-1/4	L	23	3		937523

Drop-In Hub

Use XHS II® Hub Kit

**203**

Refer to Pages 55-57 for Details on Hub Kit Components.



**MATCH**  
MICHIGAN



**VORTEX**  
MICHIGAN



**APOLLO**  
MICHIGAN



**BALLISTIC**  
MICHIGAN

Key to Abbreviations: LL = Light Loads; SB = Sailboat; AL = All Loads; SK = Skiboat; WB = Workboat; HB = Houseboat; CR = Cruisers; HL = Heavy Loads; WD = Weedless

**DEALER AUSTRIA & REPAIR SHOP**

**PropellerShop.at**

Kirschbaum GmbH  
An der Ostbahn 46  
1100 Wien/ Austria  
Tel: +43 (0)1 6882379  
office@kirschbaum.at  
www.kirschbaum.at



**WORLD HEADQUARTERS**

1501 BUCHANAN AVENUE SW  
GRAND RAPIDS, MI 49507

PHONE: 1-616-452-6941  
FAX: 1-616-247-0227

INFO@MIWHEEL.COM  
WWW.MIWHEEL.COM

**EUROPE HEADQUARTERS /  
REPAIR WORKSHOP**

NEWTON ABBOT, DEVON TQ12 3BN  
UNITED KINGDOM

PHONE: +44 1626 351723  
FAX: +44 1626 351724

SALES@MMP-1.COM  
WWW.MMP-1.COM